



# 2022-2023 Start Strong Summary Results

Hackensack Public Schools  
December 12, 2022

# Start Strong Participation Rate

Subject	Enrollment	Participation Rate
English Language Arts	2537	97%
Math	2981	96%
Science	1170	95%



# Section 1

## District Analysis

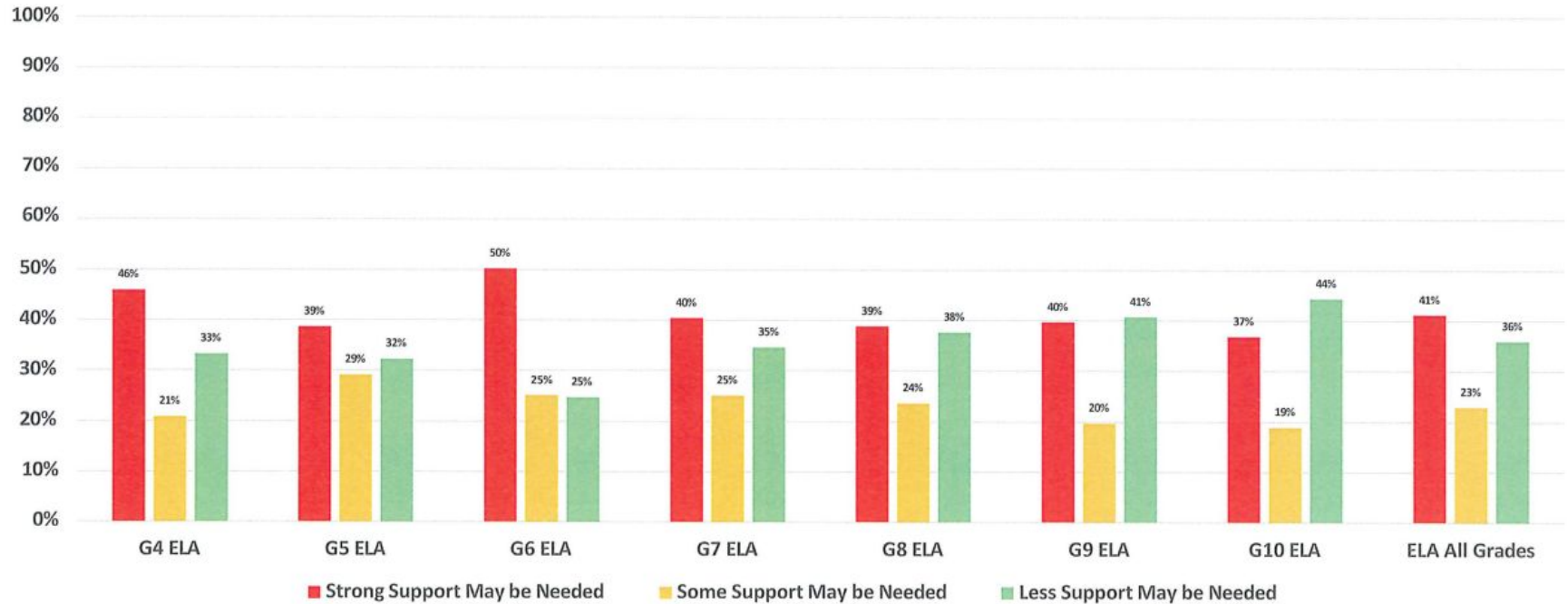
# Hackensack Public Schools

## 2022-2023 Fall Start Strong

### ELA/Language Arts

Grade	Total Tested in District	Support Levels					
		Strong Support May be Needed (Level 1)		Some Support May be Needed (Level 2)		Less Support May be Needed (Level 3)	
		# of students	% of total	# of students	% of total	# of students	% of total
4	355	163	46%	74	21%	118	33%
5	316	122	39%	92	29%	102	32%
6	275	138	50%	69	25%	68	25%
7	347	140	40%	87	25%	120	35%
8	356	138	39%	84	24%	134	38%
9	386	153	40%	76	20%	157	41%
10	386	142	37%	73	19%	171	44%
All Grades	2,421	996	41%	555	23%	870	36%

# Hackensack Public Schools 2022-2023 Fall Start Strong ELA/Language Arts



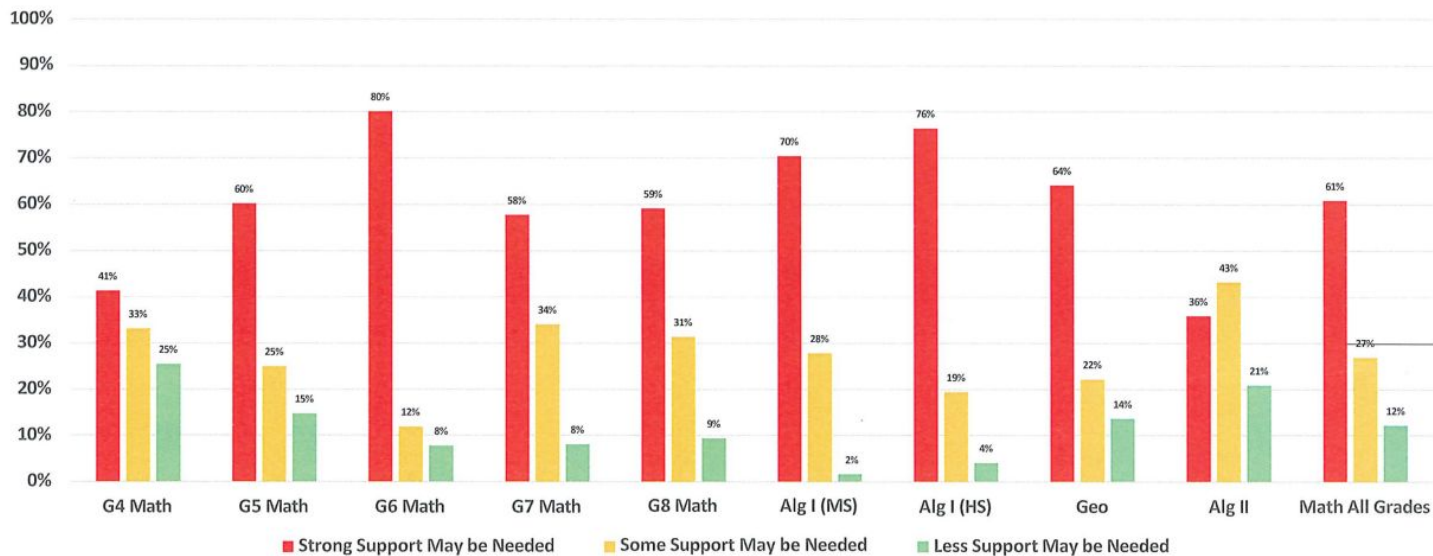
# Hackensack Public Schools 2022-2023 Fall Start Strong Mathematics

Grade	Total Tested in District	Support Levels					
		Strong Support May be Needed (Level 1)		Some Support May be Needed (Level 2)		Less Support May be Needed (Level 3)	
		Number of students	% of total	Number of students	% of total	Number of students	% of total
4	365	151	41%	121	33%	93	25%
5	324	195	60%	81	25%	48	15%
6	292	234	80%	35	12%	23	8%
7	355	205	58%	121	34%	29	8%
8	296	175	59%	93	31%	28	9%
Alg I (MS)	61	43	70%	*18	29%	-	-
Alg I (HS)	535	409	76%	104	19%	22	4%
Geo	351	225	64%	78	22%	48	14%
Alg II	273	98	36%	118	43%	57	21%
All Grades	2,852	1,735	61%	768	27%	348	11%

\* Includes students who may need less support

# Hackensack Public Schools 2022-2023 Fall Start Strong Mathematics

Distribution by Support Level



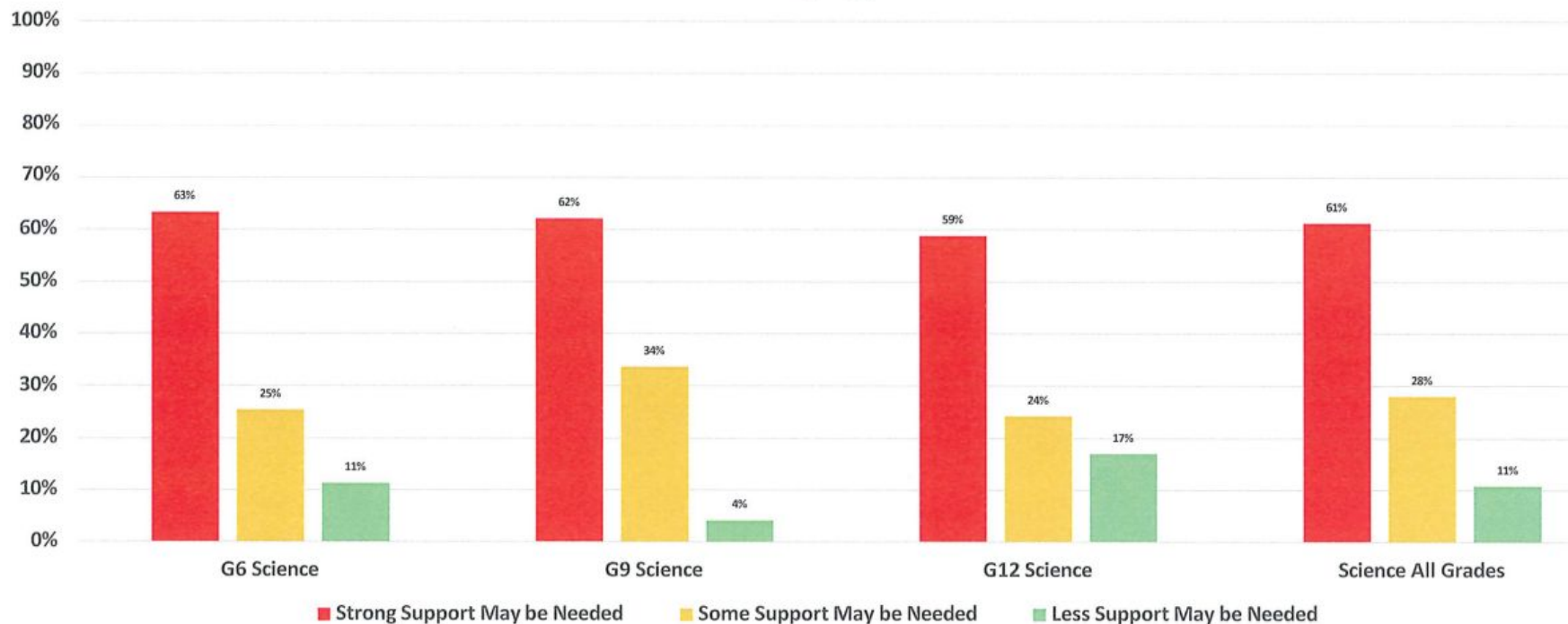
# Hackensack Public Schools 2022-2023 Fall Start Strong Science

Grade	Total Tested in District	Support Levels					
		Strong Support May be Needed (Level 1)		Some Support May be Needed (Level 2)		Less Support May be Needed (Level 3)	
		# of students	% of total	# of students	% of total	# of students	% of total
6	292	185	63%	74	25%	33	11%
9	407	253	62%	137	34%	17	4%
12	413	243	59%	100	24%	70	17%
All Grades	1,112	681	61%	311	28%	120	11%



# Hackensack Public Schools 2022-2023 Fall Start Strong Science

Distribution by Support Level





# Section 2

## School Analysis

# Hackensack Public Schools

## 2022-2023 Fall Start Strong

### ELA/Language Arts Grade 4

### School Comparison

School	Total Tested	Support Levels					
		Strong Support May be Needed (Level 1)		Some Support May be Needed (Level 2)		Less Support May be Needed (Level 3)	
		# of students	% of total	# of students	% of total	# of students	% of total
Nellie Parker	90	47	52%	23	26%	20	22%
Fairmount	117	58	50%	20	17%	39	33%
Fanny Hillers	80	25	31%	17	21%	38	48%
Jackson Avenue	68	33	49%	14	21%	21	31%
District	355	163	46%	74	21%	118	33%

# Hackensack Public Schools

## 2022-2023 Fall Start Strong

### Mathematics Grade 4

### School Comparison

School	Total Tested	Support Levels					
		Strong Support May be Needed (Level 1)		Some Support May be Needed (Level 2)		Less Support May be Needed (Level 3)	
		# of students	% of total	# of students	% of total	# of students	% of total
Nellie Parker	93	29	31%	37	40%	27	29%
Fairmount	118	58	49%	35	30%	25	21%
Fanny Hillers	80	31	39%	22	28%	27	34%
Jackson Avenue	74	33	45%	27	36%	14	19%
District	365	151	41%	121	33%	93	25%

School Comparison  
 Nellie K. Parker  
 2022-2023 Fall Start Strong  
 ELA/Language Arts

Grade	Support Levels					
	Strong Support May be Needed (Level 1)		Some Support May be Needed (Level 2)		Less Support May be Needed (Level 3)	
	School	Rest of District	School	Rest of District	School	Rest of District
4	52%	44%	26%	19%	22%	37%

School Comparison  
 Nellie K. Parker  
 2022-2023 Fall Start Strong  
 Mathematics

Grade	Support Levels					
	Strong Support May be Needed (Level 1)		Some Support May be Needed (Level 2)		Less Support May be Needed (Level 3)	
	School	Rest of District	School	Rest of District	School	Rest of District
4	31%	45%	40%	31%	29%	24%



School Comparison  
 Fairmount  
 2022-2023 Fall Start Strong  
 ELA/Language Arts

Grade	Support Levels					
	Strong Support May be Needed		Some Support May be Needed		Less Support May be Needed	
	(Level 1)		(Level 2)		(Level 3)	
	School	Rest of District	School	Rest of District	School	Rest of District
4	50%	44%	17%	23%	33%	33%

School Comparison  
**Fairmount**  
 2022-2023 Fall Start Strong  
 Mathematics

Grade	Support Levels					
	Strong Support May be Needed		Some Support May be Needed		Less Support May be Needed	
	(Level 1)		(Level 2)		(Level 3)	
	School	Rest of District	School	Rest of District	School	Rest of District
4	49%	38%	30%	35%	21%	28%



School Comparison  
 Fanny Hillers  
 2022-2023 Fall Start Strong  
 ELA/Language Arts

Grade	Support Levels					
	Strong Support May be Needed (Level 1)		Some Support May be Needed (Level 2)		Less Support May be Needed (Level 3)	
	School	Rest of District	School	Rest of District	School	Rest of District
4	31%	50%	21%	21%	48%	29%

School Comparison  
 Fanny Hillers  
 2022-2023 Fall Start Strong  
 Mathematics

Grade	Support Levels					
	Strong Support May be Needed		Some Support May be Needed		Less Support May be Needed	
	(Level 1)		(Level 2)		(Level 3)	
	School	Rest of District	School	Rest of District	School	Rest of District
4	39%	42%	28%	35%	34%	23%

School Comparison  
 Jackson Avenue  
 2022-2023 Fall Start Strong  
 ELA/Language Arts

Grade	Support Levels					
	Strong Support May be Needed		Some Support May be Needed		Less Support May be Needed	
	(Level 1)		(Level 2)		(Level 3)	
	School	Rest of District	School	Rest of District	School	Rest of District
4	49%	45%	21%	21%	31%	34%

School Comparison  
 Jackson Avenue  
 2022-2023 Fall Start Strong  
 Mathematics

Grade	Support Levels					
	Strong Support May be Needed		Some Support May be Needed		Less Support May be Needed	
	(Level 1)		(Level 2)		(Level 3)	
	School	Rest of District	School	Rest of District	School	Rest of District
4	45%	41%	36%	32%	19%	27%



# Section 3

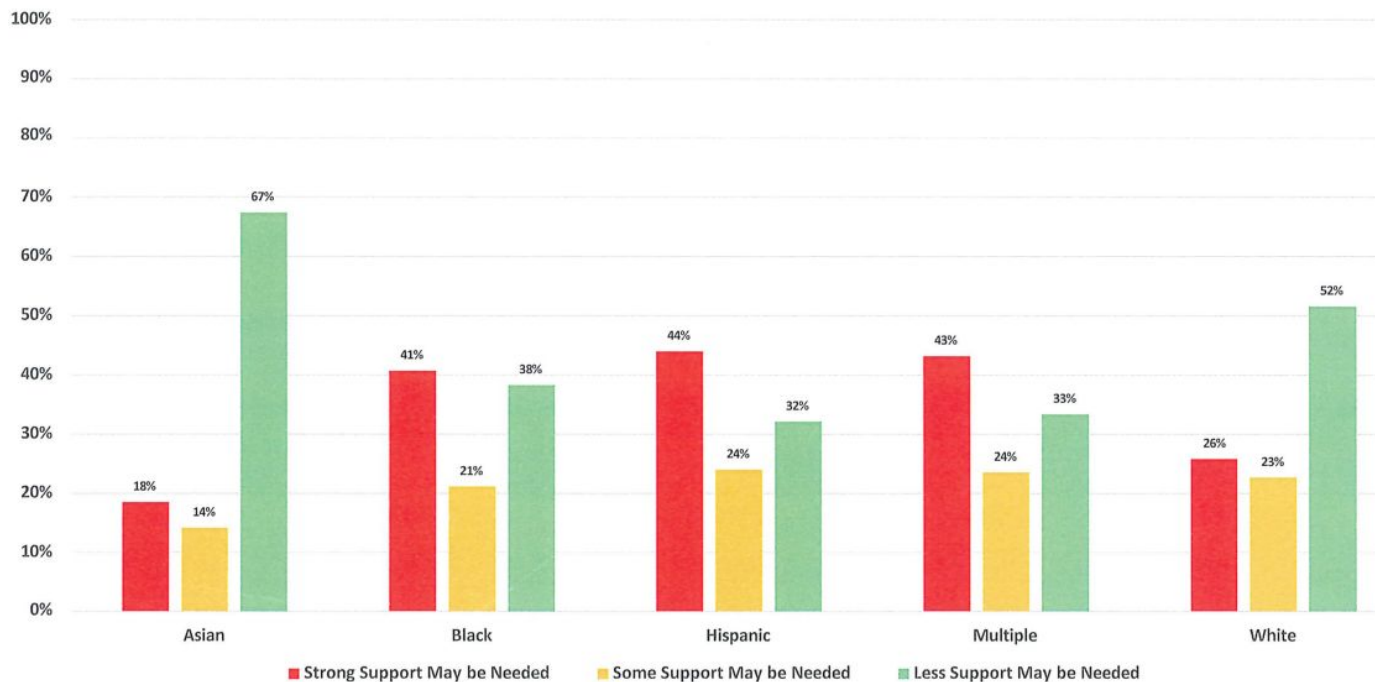
## Demographic Analysis

# Hackensack Public Schools

## 2022-2023 Fall Start Strong by Subgroup Race

### ELA/Language Arts

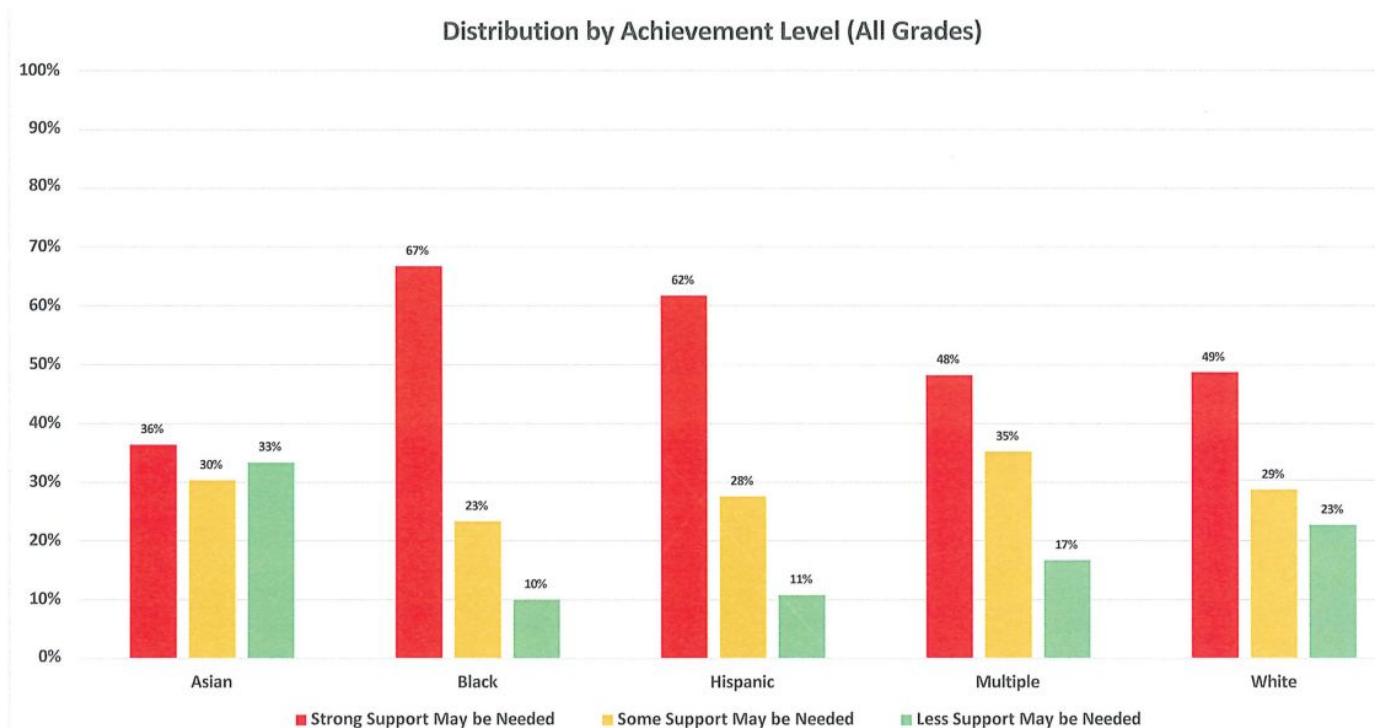
Distribution by Support Level (All Grades)



# Hackensack Public Schools

## 2022-2023 Fall Start Strong by Subgroup Race

### Mathematics

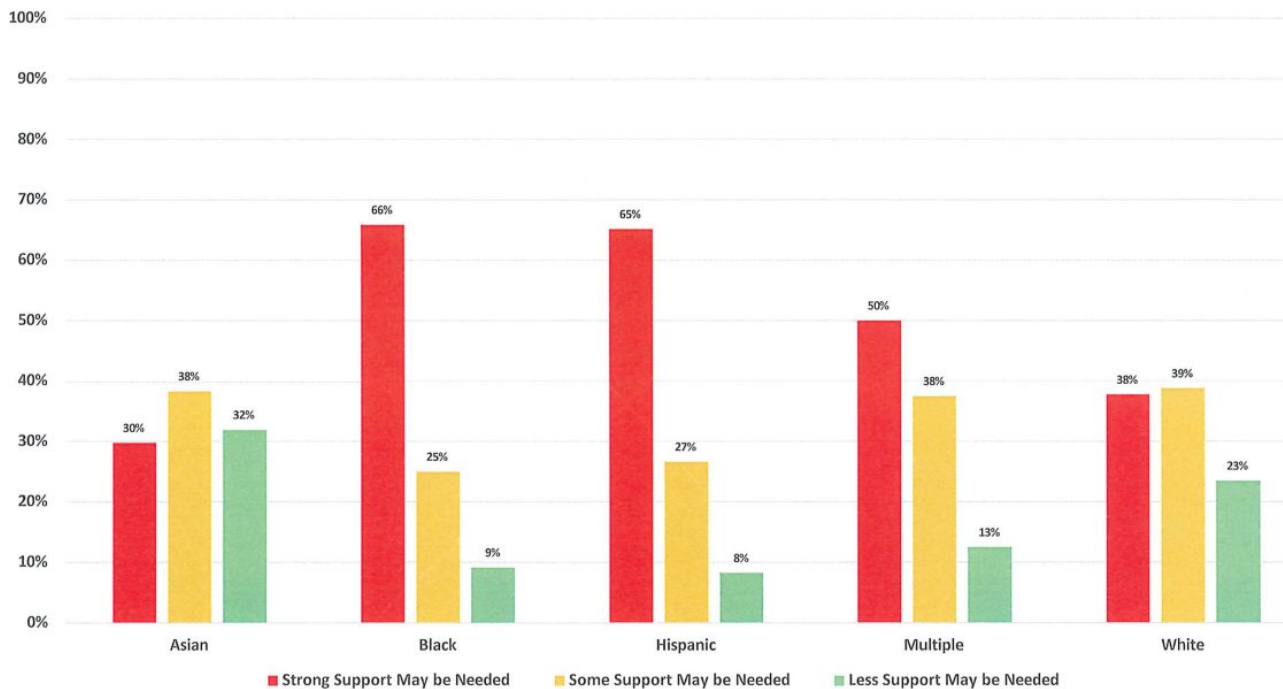




# Hackensack Public Schools

## 2022-2023 Fall Start Strong by Subgroup Race Science

Distribution by Support Level (All Grades)



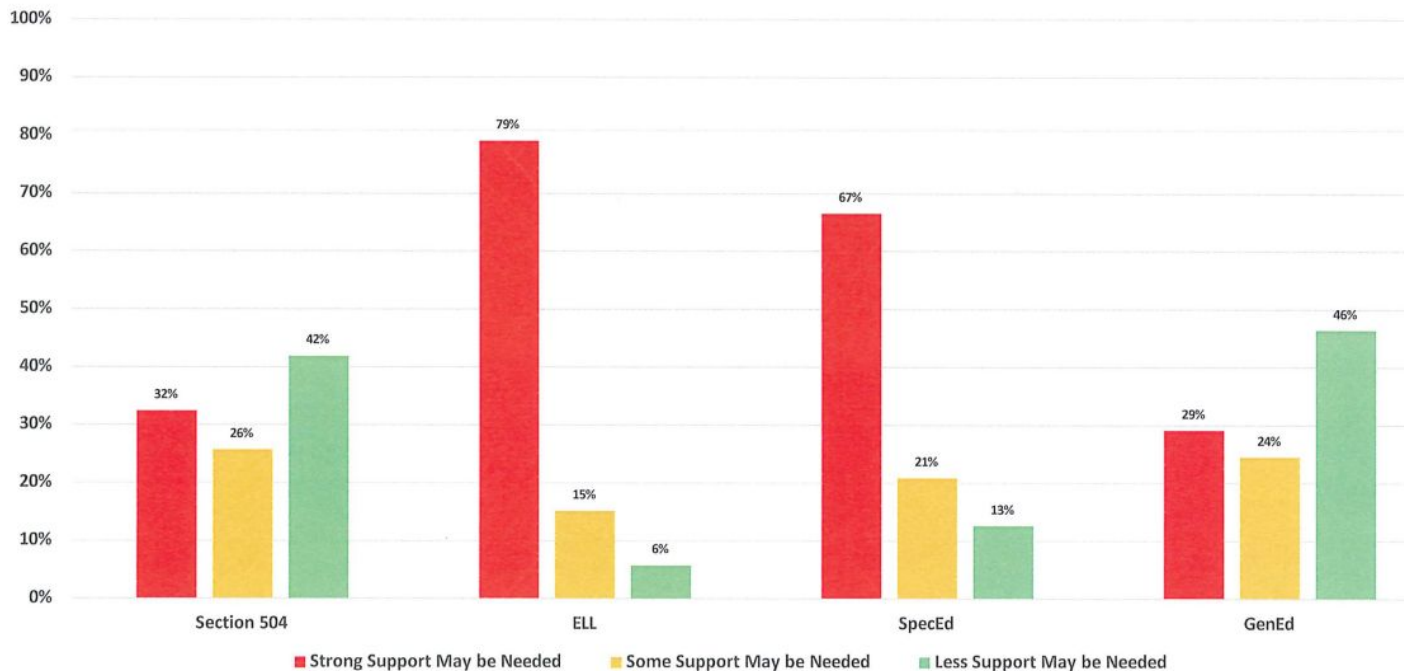


# Hackensack Public Schools

## 2022-2023 Fall Start Strong by Subgroup Program

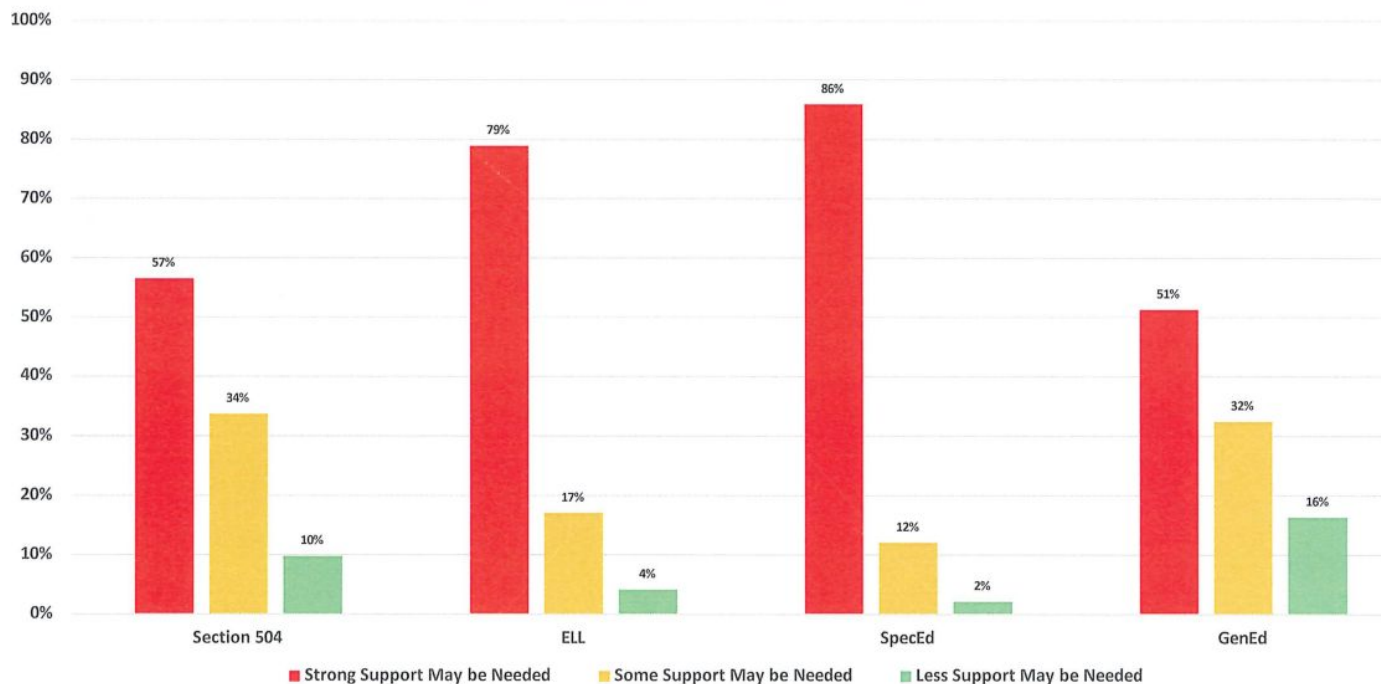
### ELA/Language Arts

Distribution by Support Level (All Grades)



# Hackensack Public Schools 2022-2023 Fall Start Strong by Subgroup Program Mathematics

Distribution by Support Level (All Grades)



# Hackensack Public Schools

## 2022-2023 Fall Start Strong by Subgroup Program Science

