



2021-22 NLSLA Summary Results

Hackensack Public Schools
October 17, 2022

NJSLA Participation Rate

SUBJECT	ENROLLMENT	PARTICIPATION RATE
English Language Arts	2566	99%
Math	2603	98%
Science	1134	98%



Section 1

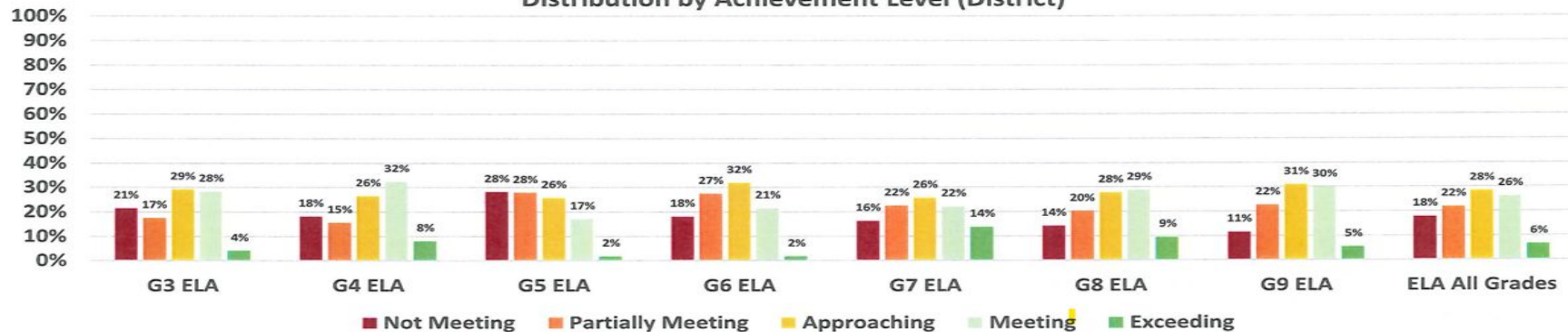
District Analysis

Hackensack Public Schools

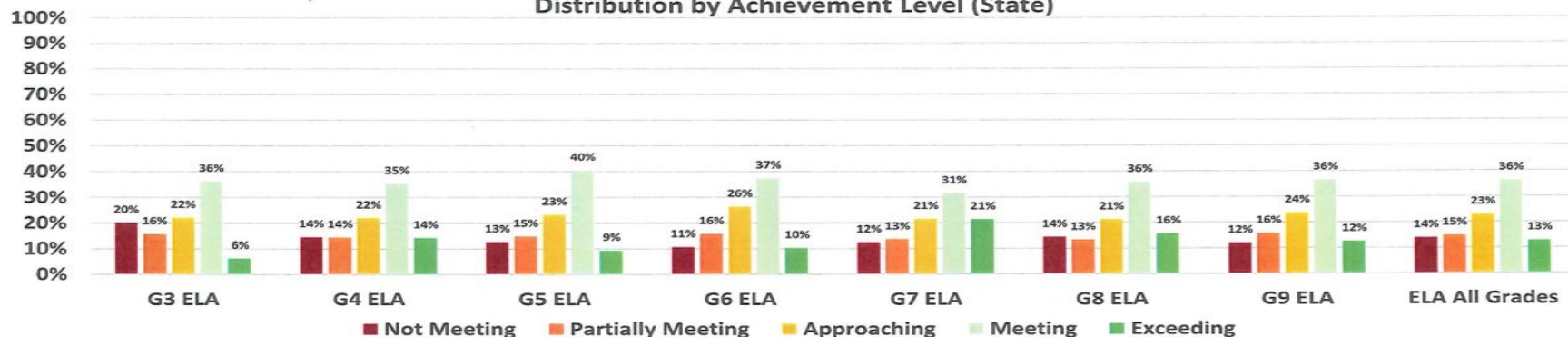
2021-22 Spring NJSLA

ELA/Language Arts

Distribution by Achievement Level (District)



Distribution by Achievement Level (State)

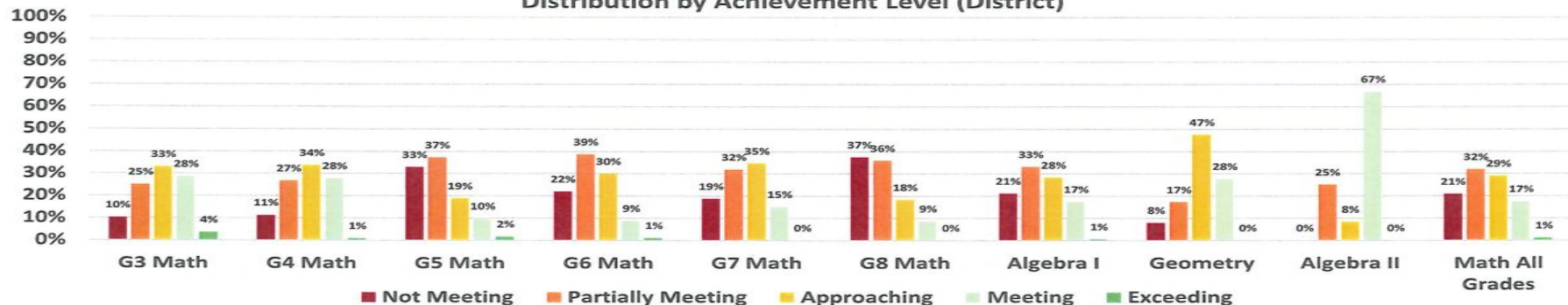


Hackensack Public Schools

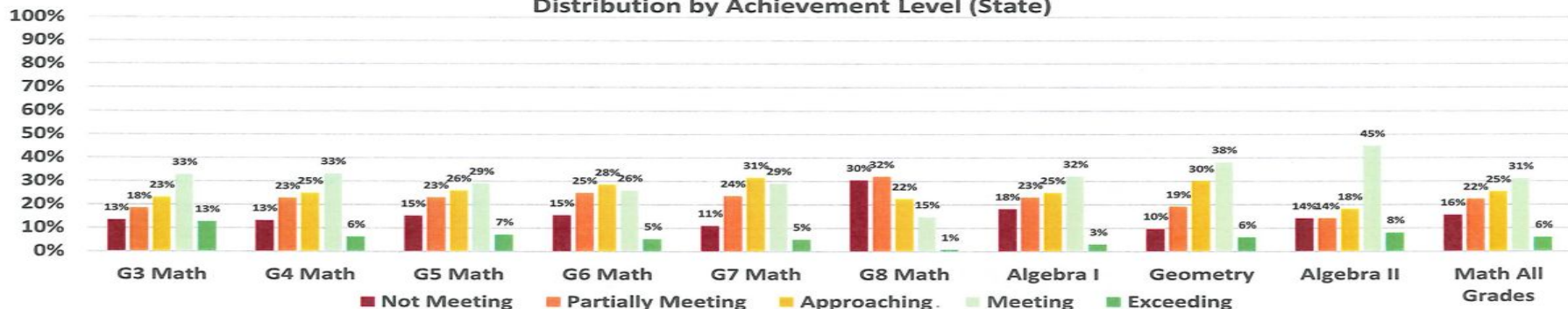
2021-2022 Spring NJSLA

Mathematics

Distribution by Achievement Level (District)



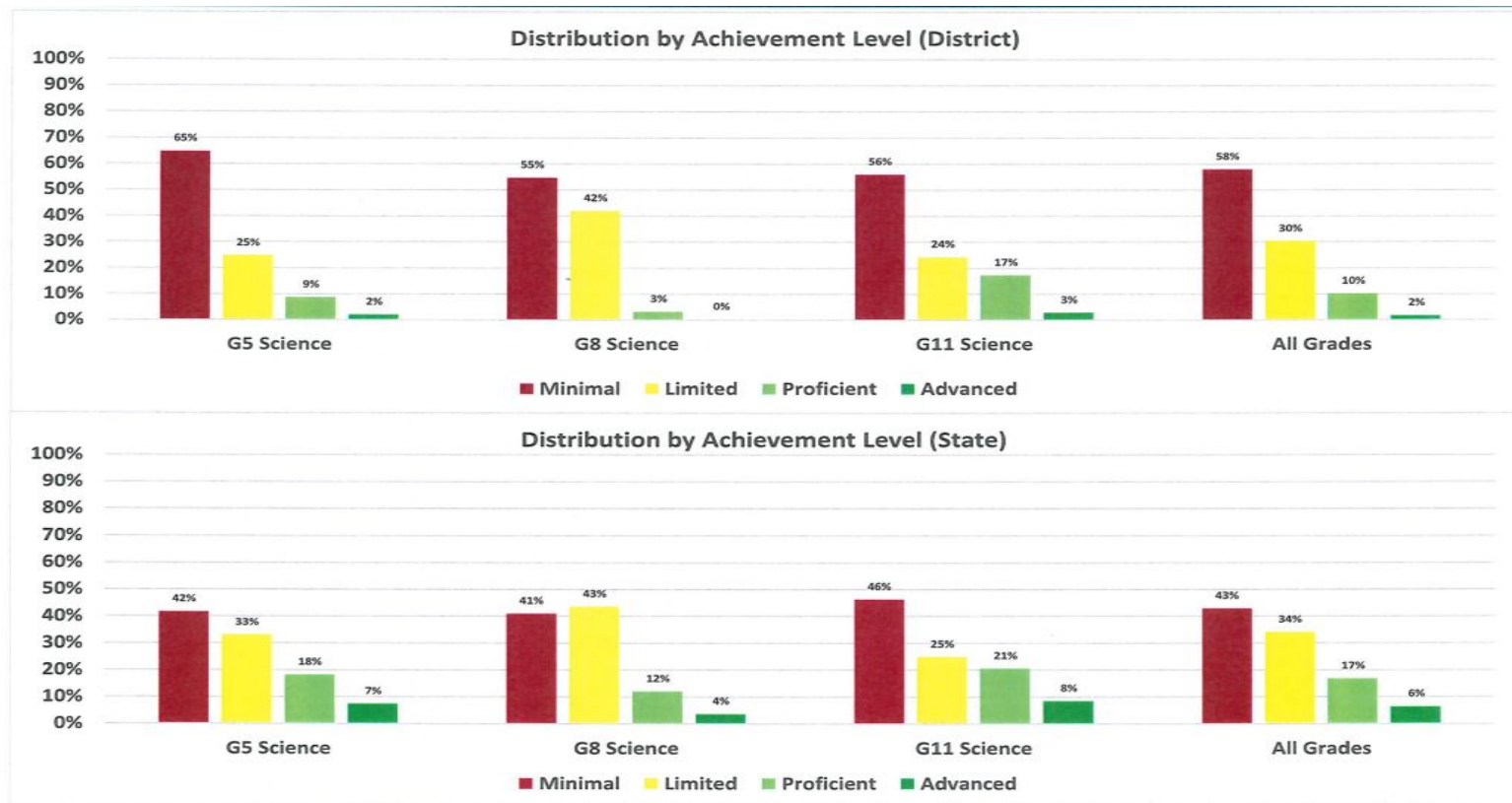
Distribution by Achievement Level (State)



Hackensack Public Schools

2021-2022 Spring NJSLA

Science





Section 2

School Analysis

School Comparison
Fairmount School
2021-2022 Spring NJSLA
ELS/Language Arts

Grade	Achievement Levels									
	Not Meeting Expectations (Level 1)		Partially Meeting Expectations (Level 2)		Approaching Expectations (Level 3)		Meeting Expectations (Level 4)		Exceeding Expectations (Level 5)	
	School	Rest of District	School	Rest of District	School	Rest of District	School	Rest of District	School	Rest of District
3	23%	21%	23%	14%	29%	29%	21%	32%	4%	4%
4	22%	17%	17%	15%	28%	26%	29%	33%	4%	9%
All Grades	22%	19%	21%	15%	29%	27%	24%	33%	4%	7%

School Comparison
Fairmount School
2021-2022 Spring NJSLA
Mathematics

Grade	Achievement Levels									
	Not Meeting Expectations (Level 1)		Partially Meeting Expectations (Level 2)		Approaching Expectations (Level 3)		Meeting Expectations (Level 4)		Exceeding Expectations (Level 5)	
	School	Rest of District	School	Rest of District	School	Rest of District	School	Rest of District	School	Rest of District
3	12%	9%	38%	19%	24%	37%	26%	30%	1%	5%
4	14%	10%	28%	26%	33%	34%	25%	29%	0%	1%
All Grades	13%	10%	33%	23%	28%	35%	25%	29%	0%	3%

School Comparison
Jackson Avenue
2021-2022 Spring NJSLA
ELA/Language Arts

Grade	Achievement Levels									
	Not Meeting Expectations (Level 1)		Partially Meeting Expectations (Level 2)		Approaching Expectations (Level 3)		Meeting Expectations (Level 4)		Exceeding Expectations (Level 5)	
	School	Rest of District	School	Rest of District	School	Rest of District	School	Rest of District	School	Rest of District
3	22%	21%	16%	18%	35%	28%	26%	29%	1%	5%
4	27%	16%	18%	15%	23%	27%	28%	33%	4%	9%
All Grades	24%	19%	17%	16%	29%	27%	27%	31%	3%	7%

School Comparison
Jackson Avenue
2021-2022 Spring NJSLA
Mathematics

Grade	Achievement Levels									
	Not Meeting Expectations (Level 1)		Partially Meeting Expectations (Level 2)		Approaching Expectations (Level 3)		Meeting Expectations (Level 4)		Exceeding Expectations (Level 5)	
	School	Rest of District	School	Rest of District	School	Rest of District	School	Rest of District	School	Rest of District
3	13%	9%	19%	26%	38%	32%	26%	29%	4%	3%
4	11%	11%	44%	22%	28%	35%	16%	31%	1%	1%
All Grades	12%	10%	32%	24%	33%	33%	21%	30%	3%	2%

School Comparison
Fanny M. Hillers
2021-2022 Spring NJSLA
ELA/Language Arts

Grade	Achievement Levels									
	Not Meeting Expectations (Level 1)		Partially Meeting Expectations (Level 2)		Approaching Expectations (Level 3)		Meeting Expectations (Level 4)		Exceeding Expectations (Level 5)	
	School	Rest of District	School	Rest of District	School	Rest of District	School	Rest of District	School	Rest of District
3	22%	21%	12%	19%	24%	30%	37%	26%	5%	4%
4	13%	20%	15%	15%	30%	25%	29%	34%	12%	6%
All Grades	17%	21%	14%	17%	27%	28%	33%	29%	9%	5%

School Comparison
Fanny M. Hillers
2021-2022 Spring NJSLA
Mathematics

Grade	Achievement Levels									
	Not Meeting Expectations (Level 1)		Partially Meeting Expectations (Level 2)		Approaching Expectations (Level 3)		Meeting Expectations (Level 4)		Exceeding Expectations (Level 5)	
	School	Rest of District	School	Rest of District	School	Rest of District	School	Rest of District	School	Rest of District
3	8%	11%	18%	27%	35%	32%	34%	27%	5%	3%
4	12%	11%	22%	28%	31%	35%	33%	26%	2%	0%
All Grades	10%	11%	20%	28%	33%	33%	34%	26%	3%	2%

School Comparison
Nellie K. Parker
2021-2022 Spring NJSLA
ELA/Language Arts

Grade	Achievement Levels									
	Not Meeting Expectations (Level 1)		Partially Meeting Expectations (Level 2)		Approaching Expectations (Level 3)		Meeting Expectations (Level 4)		Exceeding Expectations (Level 5)	
	School	Rest of District	School	Rest of District	School	Rest of District	School	Rest of District	School	Rest of District
3	19%	22%	15%	18%	29%	29%	32%	27%	5%	4%
4	12%	20%	11%	17%	24%	27%	43%	29%	10%	7%
All Grades	16%	21%	13%	17%	26%	28%	38%	28%	8%	5%

School Comparison
Nellie K. Parker
2021-2022 Spring NJSLA
Mathematics

Grade	Achievement Levels									
	Not Meeting Expectations (Level 1)		Partially Meeting Expectations (Level 2)		Approaching Expectations (Level 3)		Meeting Expectations (Level 4)		Exceeding Expectations (Level 5)	
	School	Rest of District	School	Rest of District	School	Rest of District	School	Rest of District	School	Rest of District
3	8%	11%	19%	27%	38%	31%	29%	28%	6%	3%
4	8%	12%	16%	30%	41%	31%	35%	25%	0%	1%
All Grades	8%	12%	18%	28%	40%	31%	32%	27%	3%	2%



Section 3

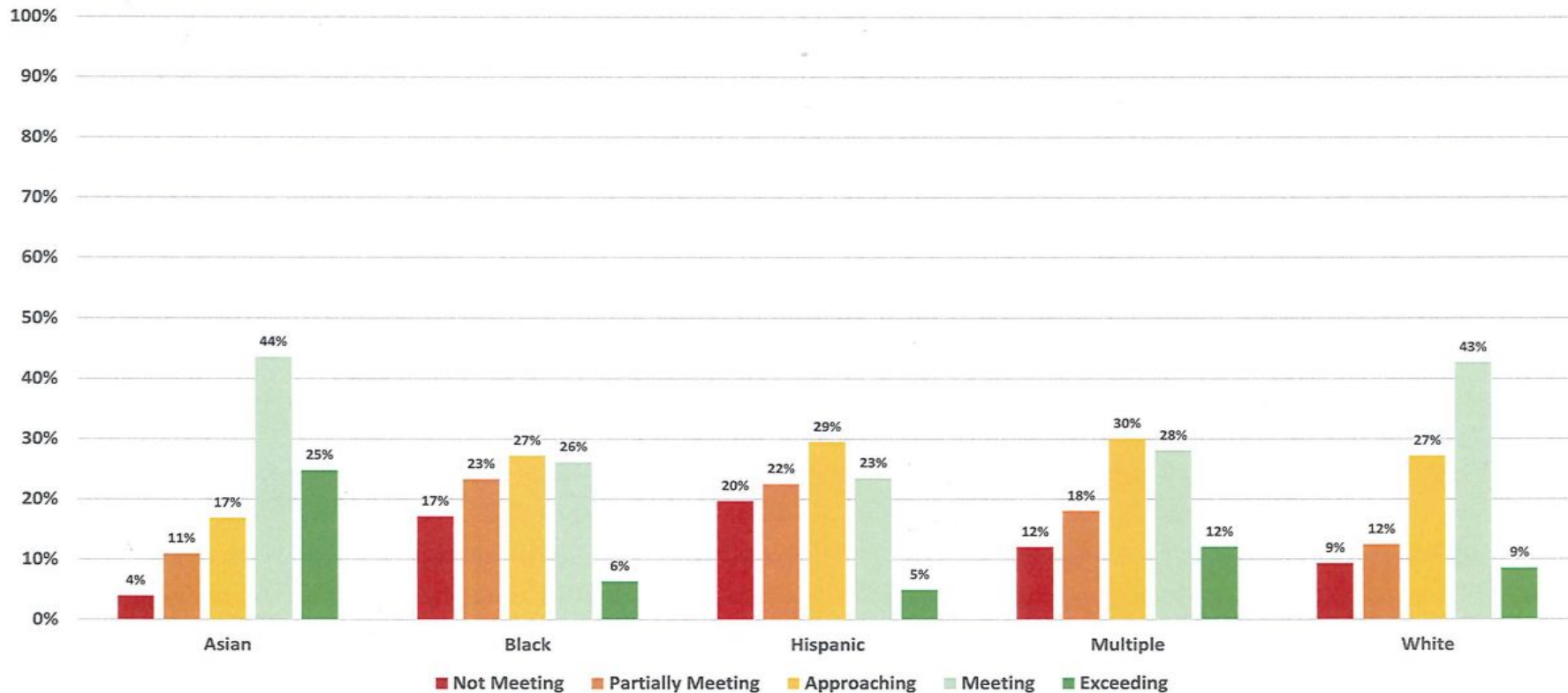
Demographic Analysis

Hackensack Public Schools

2021-2022 Spring NJSLA by Subgroup **Race**

ELA/Language Arts

Distribution by Achievement Level (All Grades)



Hackensack Public Schools

2021-2022 Spring NJSLA by Subgroup **Race**

Mathematics

Grade Band	Race	% of students Tested	Achievement Levels				
			Not Meeting Expectations (Level 1)	Partially Meeting Expectations (Level 2)	Approaching Expectations (Level 3)	Meeting Expectations (Level 4)	Exceeding Expectations (Level 5)
			% of total	% of total	% of total	% of total	% of total
All Grades	Asian	4 %	5 %	16 %	29 %	40 %	10 %
	Black	21 %	24 %	35 %	24 %	16 %	1 %
	Hispanic	67 %	22 %	33 %	30 %	15 %	0 %
	Multiple	2 %	12 %	24 %	34 %	28 %	2 %
	Other	0 %	17 %	17 %	42 %	25 %	0 %
	White	5 %	9 %	24 %	39 %	26 %	2 %
	All Students		21 %	32 %	29 %	17 %	1 %

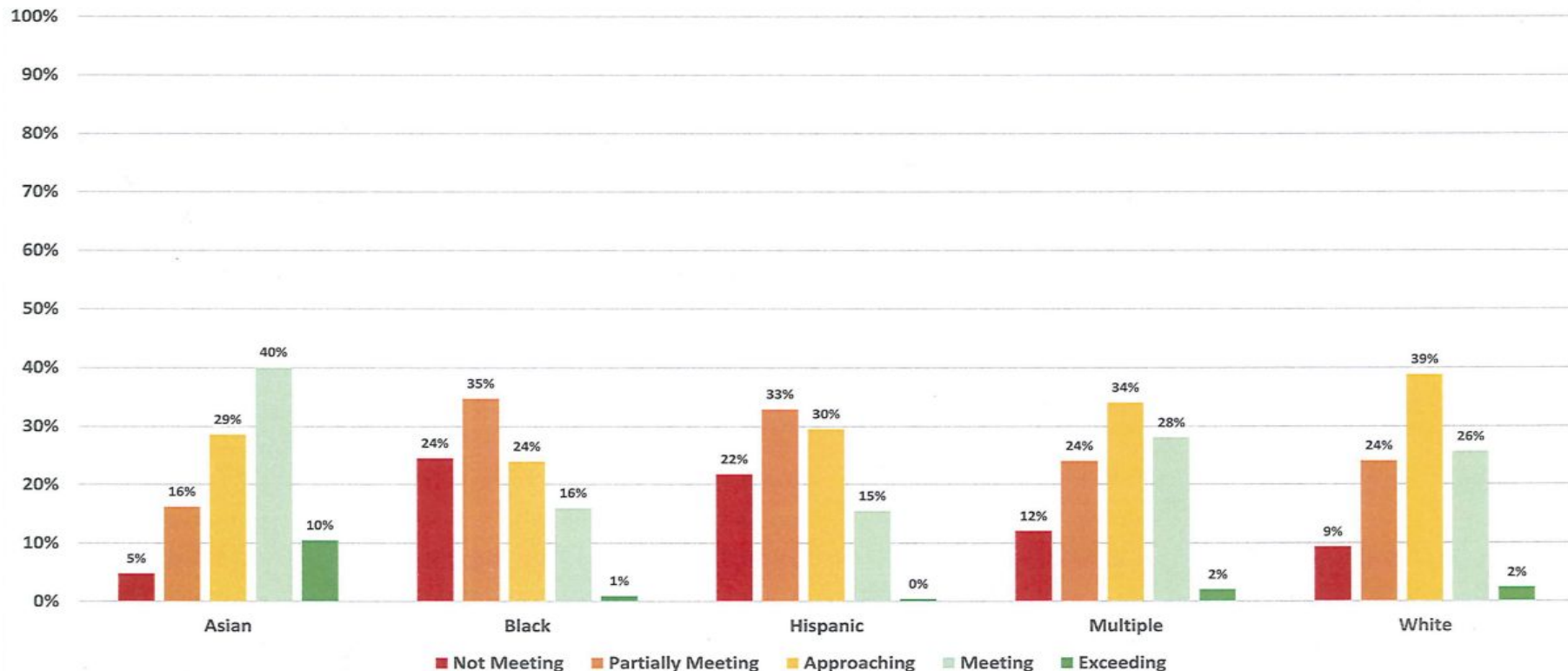
Middle School (MS) Grade Band Includes any ALgebra I or Geometry results taken in Middle School

Hackensack Public Schools

2021-2022 Spring NJSLA by Subgroup **Race**

Mathematics

Distribution by Achievement Level (All Grades)

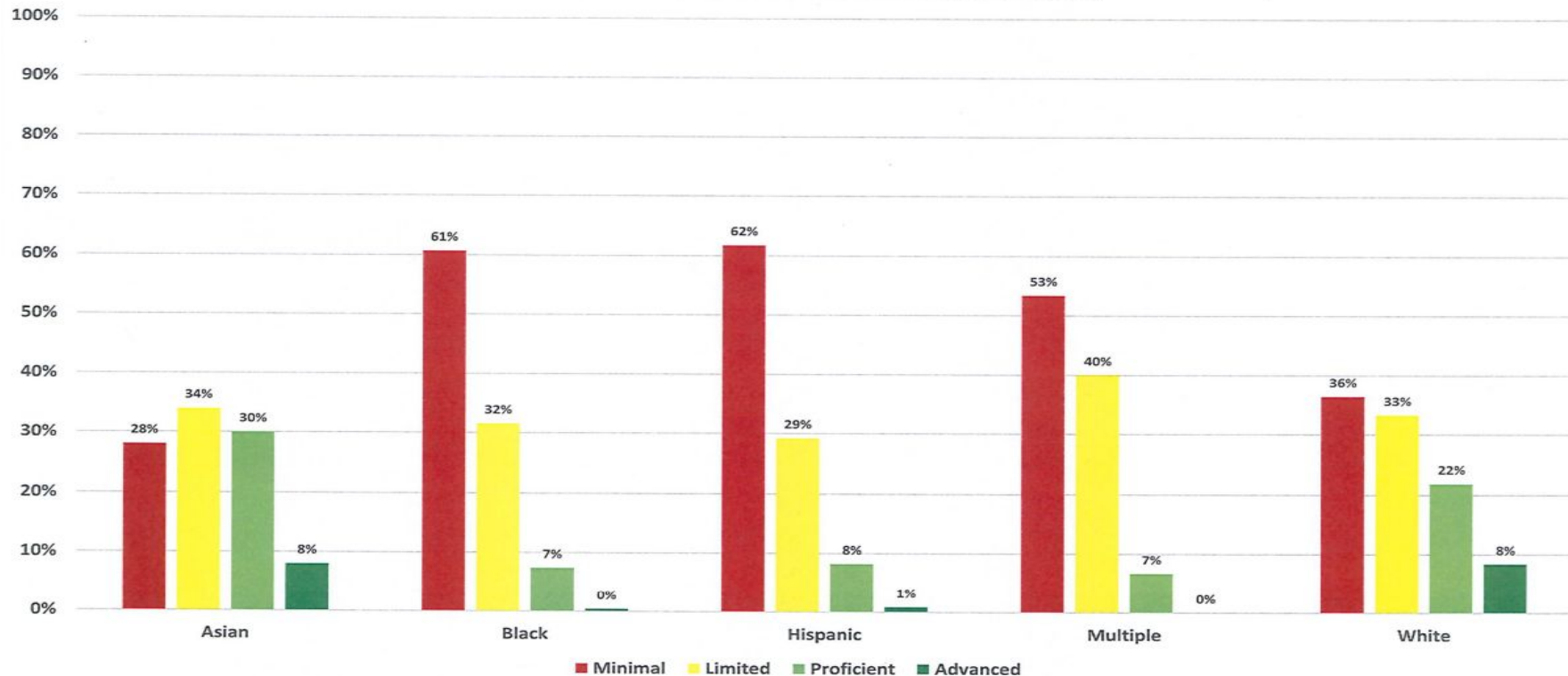


Hackensack Public Schools

2021-2022 Spring NJSLA by Subgroup **Race**

Science

Distribution by Achievement Level (All Grades)

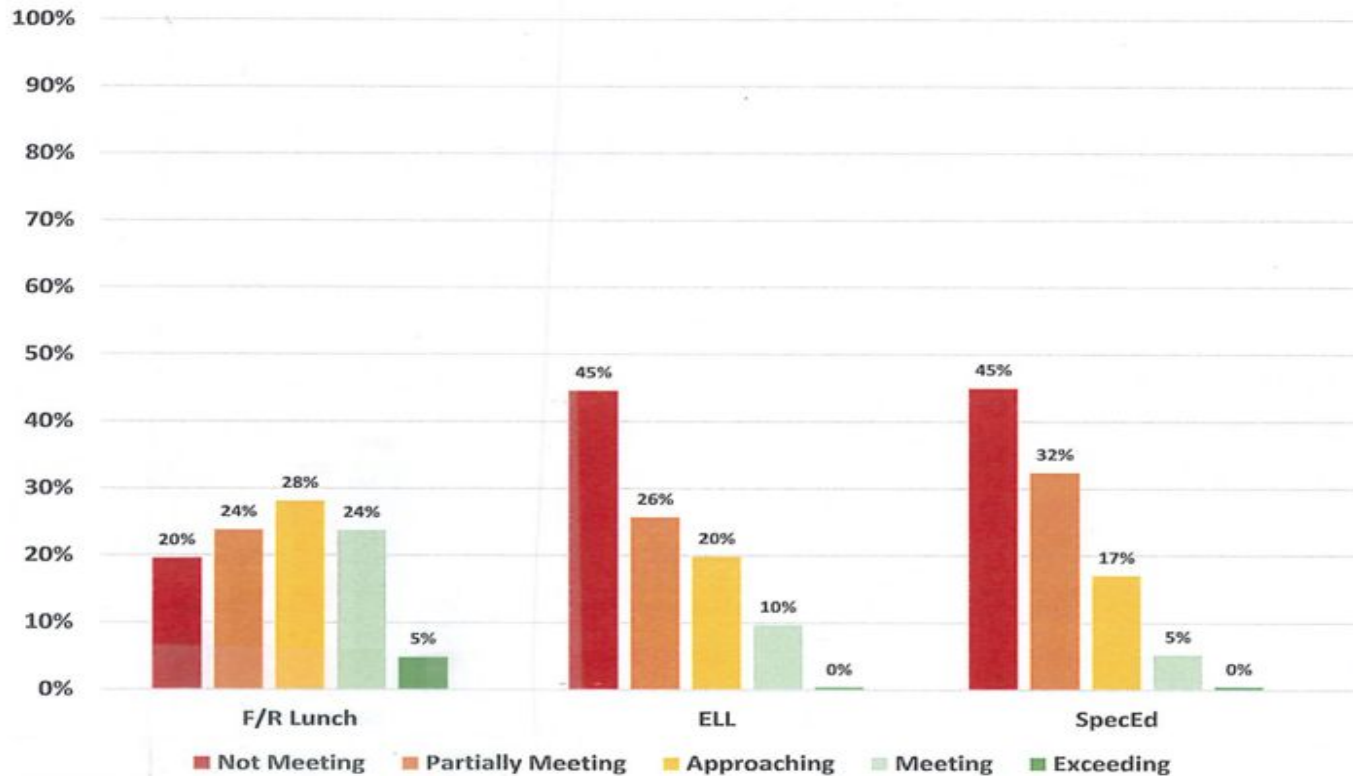


Hackensack Public Schools

2021-2022 Spring NJSLA by Subgroup Program

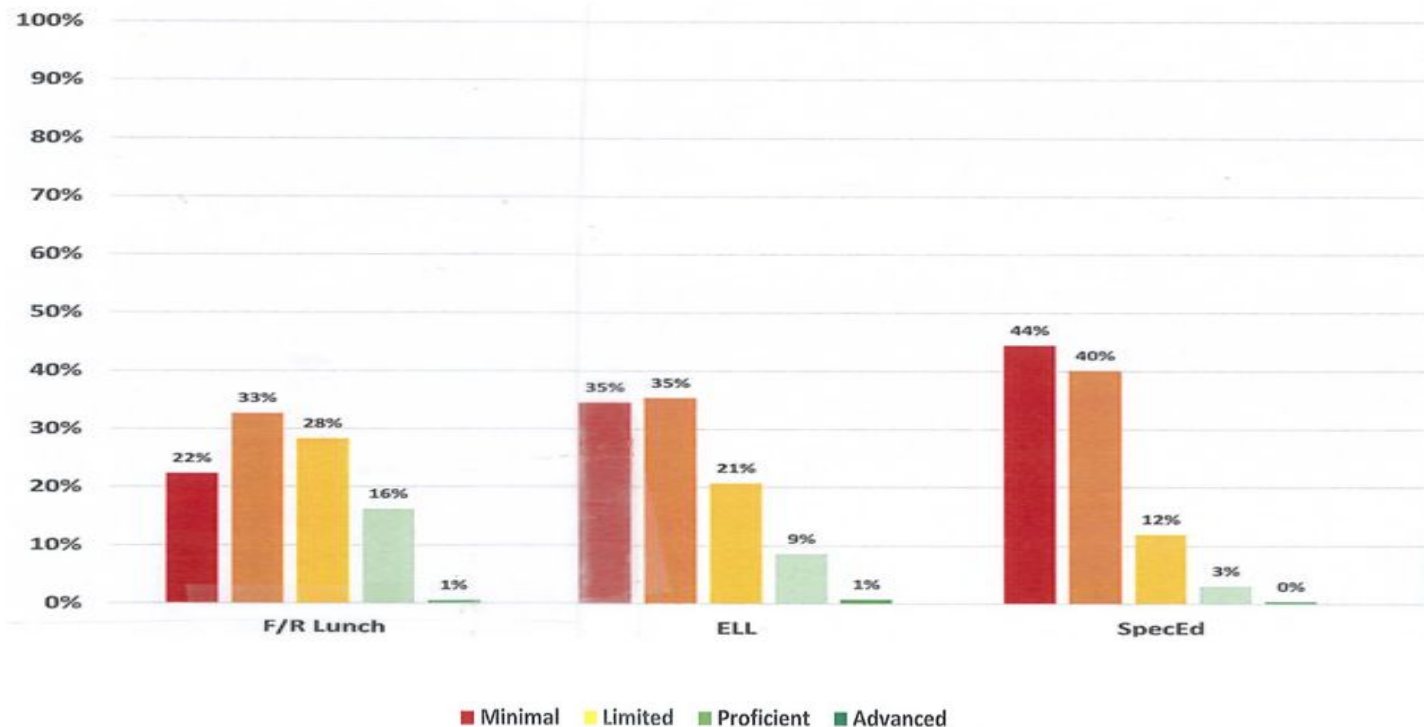
ELA/Language Arts

Distribution by Achievement Level



Hackensack Public Schools 2021-2022 Spring NJSLA by Subgroup Program Mathematics

Distribution by Achievement Level (All Grades)



Hackensack Public Schools

2021-2022 Spring NJSLA by Subgroup Program

Science

Distribution by Achievement Level (All Grades)

