

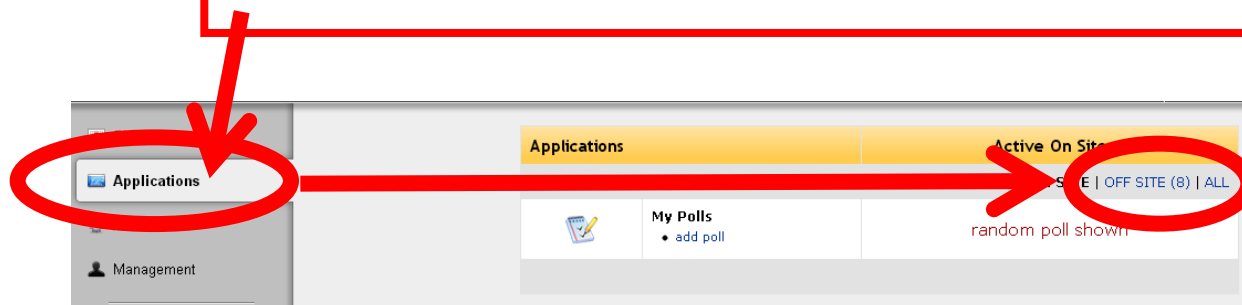
## Teacher Website Tips for Hackensack Middle School

Here are two quick tips

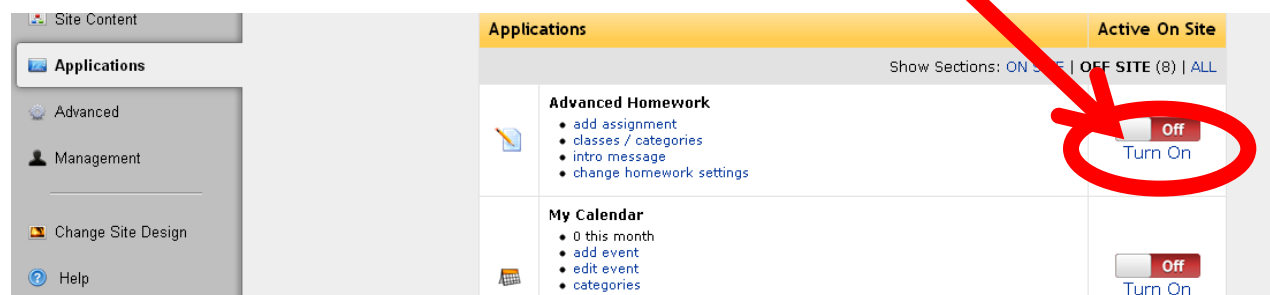
- 1- Use the included “Advanced Homework App” that is part of your website. If you create an assignment, it also puts it onto your personal teacher calendar automatically.
- 2- Create a user (someone you trust) to let them help you with your teacher website. This way you can have someone help you with your teacher webpage, but you do not need to give them your password. See the info below to create the “helper” account.

- 1-** Advanced Homework App: Some teachers have been typing creating their own list of homework onto their webpage. Instead, I recommend using the included Homework App that comes with your website. If you have this turned off, it's easy to turn back on and use.

**Click Applications and then choose “off site” to see Apps you have turned off.**

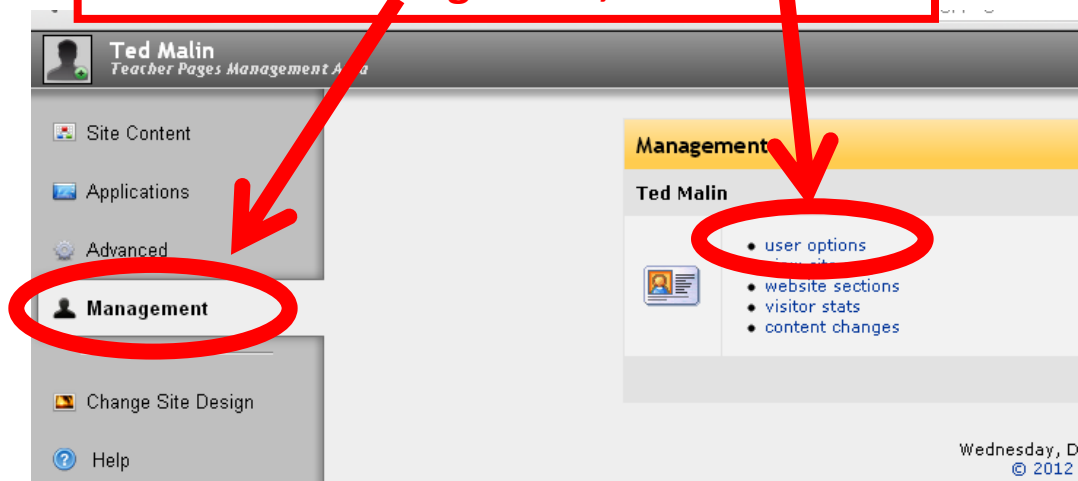


**Then choose “Turn On” to put the Advanced Homework App onto your teacher webpage.**



Then you will be able to create classes and add assignments. The assignments will automatically go onto your calendar!

2- Click on Management, then user



Then you will be able to fill in the data to create a login for your "helper".

