

2021-22 Start Strong Summary Results

District: Hackensack School District

Date: December 2021

Table of Contents

- Section 1: District Analysis - pg. 3
- Section 2: School Analysis - pg. 10
- Section 3: Demographic Analysis - pg. 27

Section 1

District Analysis

HACKENSACK SCHOOL DISTRICT

2021-22 Fall Start Strong

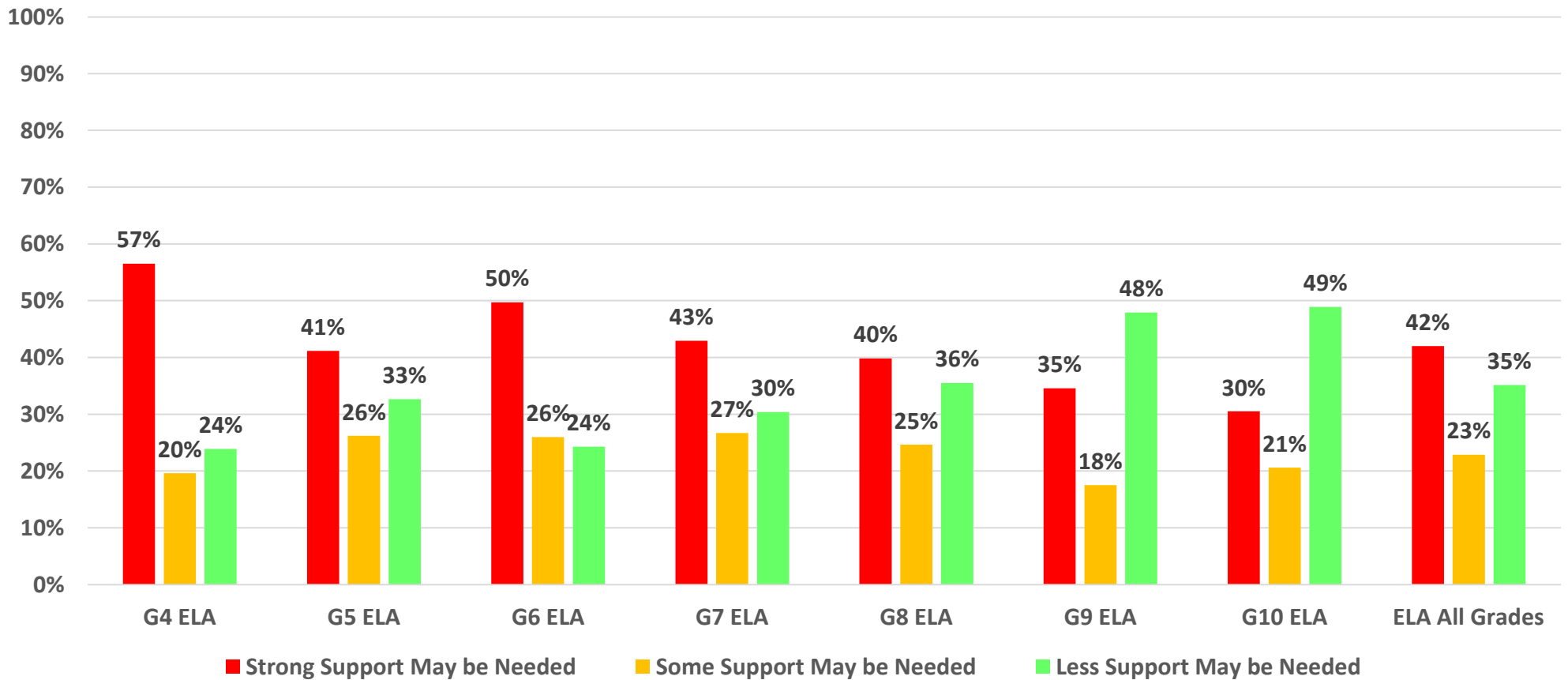
ELA/Language Arts

Grade	Total # students Tested	Support Levels					
		Strong Support May be Needed (Level 1)		Some Support May be Needed (Level 2)		Less Support May be Needed (Level 3)	
		2021-22	2021-22	2021-22	2021-22	2021-22	2021-22
		# of students	% of total	# of students	% of total	# of students	% of total
4	352	199	57%	69	20%	84	24%
5	294	121	41%	77	26%	96	33%
6	354	176	50%	92	26%	86	24%
7	375	161	43%	100	27%	114	30%
8	369	147	40%	91	25%	131	36%
9	405	140	35%	71	18%	194	48%
10	364	111	30%	75	21%	178	49%
All Grades	2,513	1,055	42%	575	23%	883	35%

HACKENSACK SCHOOL DISTRICT

2021-22 Fall Start Strong ELA/Language Arts

Distribution by Achievement Level



HACKENSACK SCHOOL DISTRICT

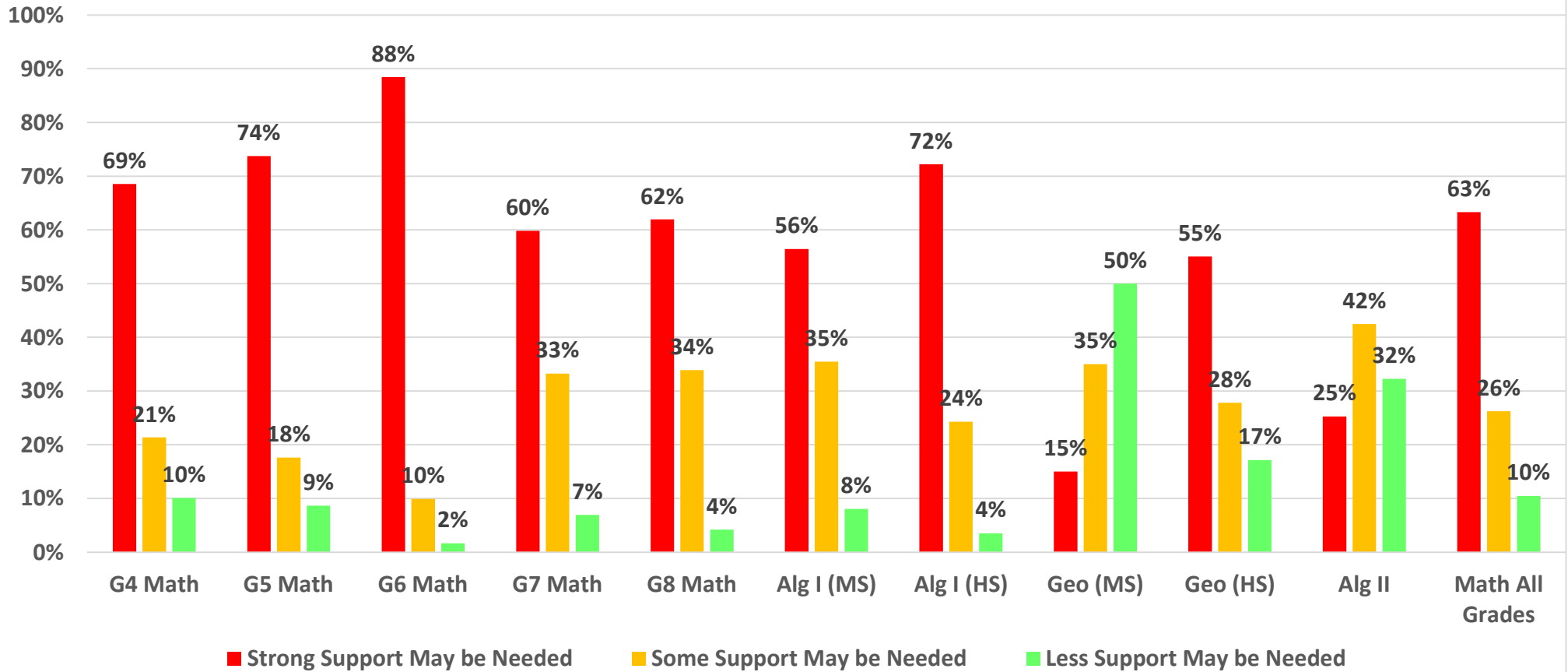
2021-22 Fall Start Strong Mathematics

Grade	Total # students Tested	Support Levels					
		Strong Support May be Needed (Level 1)		Some Support May be Needed (Level 2)		Less Support May be Needed (Level 3)	
		2021-22	2021-22	2021-22	2021-22	2021-22	2021-22
		# of students	% of total	# of students	% of total	# of students	% of total
4	356	244	69%	76	21%	36	10%
5	301	222	74%	53	18%	26	9%
6	363	321	88%	36	10%	6	2%
7	361	216	60%	120	33%	25	7%
8	310	192	62%	105	34%	13	4%
Alg I (MS)	62	35	56%	22	35%	5	8%
Alg I (HS)	313	226	72%	76	24%	11	4%
Geo (MS)	20	3	15%	7	35%	10	50%
Geo (HS)	367	202	55%	102	28%	63	17%
Alg II	285	72	25%	121	42%	92	32%
All Grades	2,738	1,733	63%	718	26%	287	10%

HACKENSACK SCHOOL DISTRICT

2021-22 Fall Start Strong Mathematics

Distribution by Achievement Level



HACKENSACK SCHOOL DISTRICT

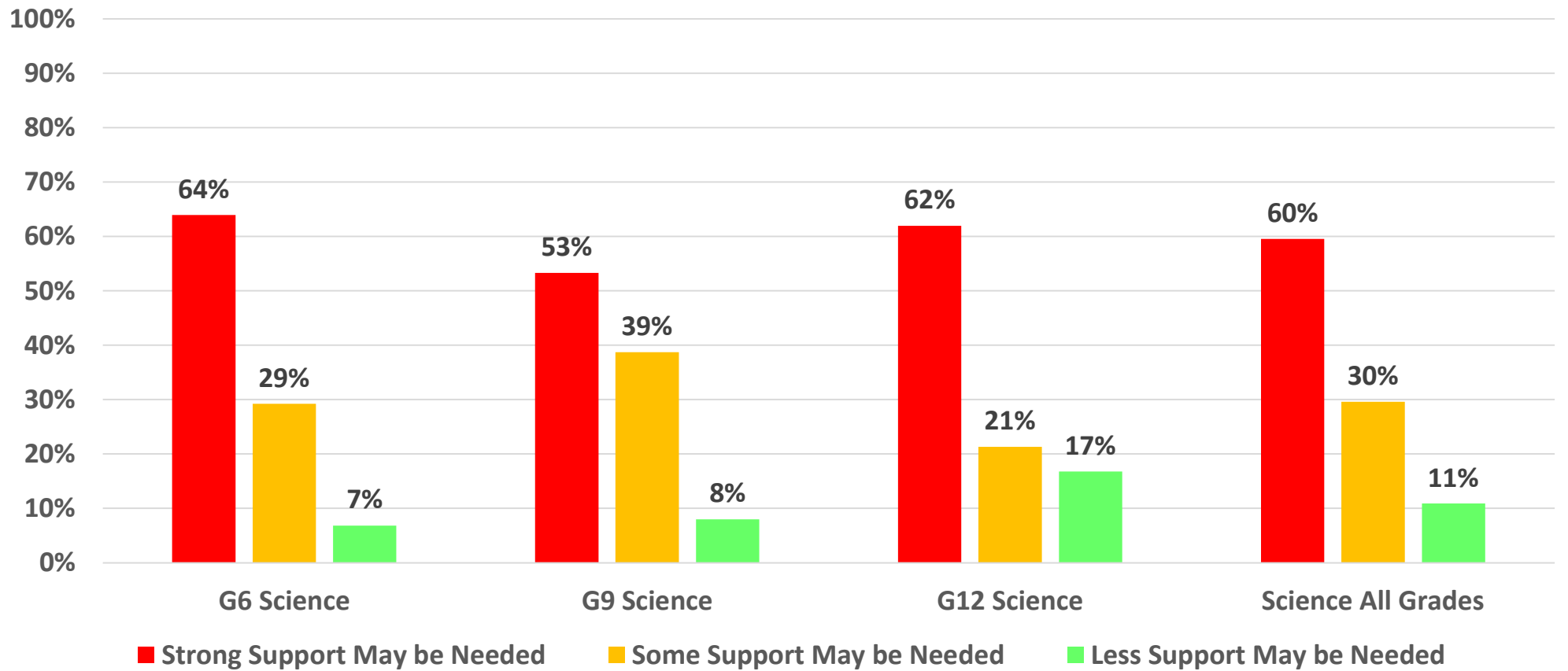
2021-22 Fall Start Strong Science

Grade	Total # students Tested	Support Levels					
		Strong Support May be Needed (Level 1)		Some Support May be Needed (Level 2)		Less Support May be Needed (Level 3)	
		2021-22	2021-22	2021-22	2021-22	2021-22	2021-22
		# of students	% of total	# of students	% of total	# of students	% of total
6	366	234	64%	107	29%	25	7%
9	439	234	53%	170	39%	35	8%
12	465	288	62%	99	21%	78	17%
All Grades	1,270	756	60%	376	30%	138	11%

HACKENSACK SCHOOL DISTRICT

2021-22 Fall Start Strong Science

Distribution by Achievement Level



Section 2

School Analysis

HACKENSACK SCHOOL DISTRICT

2021-22 Fall Start Strong

ELA/Language Arts Grade 4

School Comparison

School	Total # students Tested	Support Levels					
		Strong Support May be Needed (Level 1)		Some Support May be Needed (Level 2)		Less Support May be Needed (Level 3)	
		2021-22	2021-22	2021-22	2021-22	2021-22	2021-22
		# of students	% of total	# of students	% of total	# of students	% of total
Fairmount School	95	66	69%	13	14%	16	17%
Fanny M. Hillers	99	52	53%	17	17%	30	30%
Jackson Avenue	69	41	59%	13	19%	15	22%
Nellie K. Parker	89	40	45%	26	29%	23	26%

HACKENSACK SCHOOL DISTRICT

2021-22 Fall Start Strong

Mathematics Grade 4

School Comparison

School	Total # students Tested	Support Levels					
		Strong Support May be Needed (Level 1)		Some Support May be Needed (Level 2)		Less Support May be Needed (Level 3)	
		2021-22	2021-22	2021-22	2021-22	2021-22	2021-22
		# of students	% of total	# of students	% of total	# of students	% of total
Fairmount School	96	69	72%	21	22%	6	6%
Fanny M. Hillers	99	67	68%	20	20%	12	12%
Jackson Avenue	71	53	75%	11	15%	7	10%
Nellie K. Parker	90	55	61%	24	27%	11	12%

School Comparison

Fairmount School

2021-22 Fall Start Strong

ELA/Language Arts

Grade	Support Levels					
	% Strong Support May be Needed (Level 1)		% Some Support May be Needed (Level 2)		% Less Support May be Needed (Level 3)	
	2021-22	2021-22	2021-22	2021-22	2021-22	2021-22
	School	Rest of District	School	Rest of District	School	Rest of District
4	69%	52%	14%	22%	17%	26%

School Comparison

Fairmount School

2021-22 Fall Start Strong Mathematics

Grade	Support Levels					
	% Strong Support May be Needed (Level 1)		% Some Support May be Needed (Level 2)		% Less Support May be Needed (Level 3)	
	2021-22	2021-22	2021-22	2021-22	2021-22	2021-22
	School	Rest of District	School	Rest of District	School	Rest of District
	4	72%	67%	22%	21%	6%

School Comparison

Fanny M. Hillers

2021-22 Fall Start Strong

ELA/Language Arts

Grade	Support Levels					
	% Strong Support May be Needed (Level 1)		% Some Support May be Needed (Level 2)		% Less Support May be Needed (Level 3)	
	2021-22	2021-22	2021-22	2021-22	2021-22	2021-22
	School	Rest of District	School	Rest of District	School	Rest of District
	4	53%	58%	17%	21%	30%

School Comparison

Fanny M. Hillers

2021-22 Fall Start Strong Mathematics

Grade	Support Levels					
	% Strong Support May be Needed (Level 1)		% Some Support May be Needed (Level 2)		% Less Support May be Needed (Level 3)	
	2021-22	2021-22	2021-22	2021-22	2021-22	2021-22
	School	Rest of District	School	Rest of District	School	Rest of District
4	68%	69%	20%	22%	12%	9%

School Comparison

Jackson Avenue

2021-22 Fall Start Strong

ELA/Language Arts

Grade	Support Levels					
	% Strong Support May be Needed (Level 1)		% Some Support May be Needed (Level 2)		% Less Support May be Needed (Level 3)	
	2021-22	2021-22	2021-22	2021-22	2021-22	2021-22
	School	Rest of District	School	Rest of District	School	Rest of District
	4	59%	56%	19%	20%	22%

School Comparison

Jackson Avenue

2021-22 Fall Start Strong Mathematics

Grade	Support Levels					
	% Strong Support May be Needed (Level 1)		% Some Support May be Needed (Level 2)		% Less Support May be Needed (Level 3)	
	2021-22	2021-22	2021-22	2021-22	2021-22	2021-22
	School	Rest of District	School	Rest of District	School	Rest of District
	4	75%	67%	15%	23%	10%

School Comparison

Nellie K. Parker

2021-22 Fall Start Strong

ELA/Language Arts

Grade	Support Levels					
	% Strong Support May be Needed (Level 1)		% Some Support May be Needed (Level 2)		% Less Support May be Needed (Level 3)	
	2021-22	2021-22	2021-22	2021-22	2021-22	2021-22
	School	Rest of District	School	Rest of District	School	Rest of District
	4	45%	60%	29%	16%	26%

School Comparison

Nellie K. Parker

2021-22 Fall Start Strong Mathematics

Grade	Support Levels					
	% Strong Support May be Needed (Level 1)		% Some Support May be Needed (Level 2)		% Less Support May be Needed (Level 3)	
	2021-22	2021-22	2021-22	2021-22	2021-22	2021-22
	School	Rest of District	School	Rest of District	School	Rest of District
	4	61%	71%	27%	20%	12%

School Comparison
Hackensack Middle School
2021-22 Fall Start Strong
ELA/Language Arts

Grade	Support Levels		
	% Strong Support May be Needed (Level 1)	% Some Support May be Needed (Level 2)	% Less Support May be Needed (Level 3)
	2021-22	2021-22	2021-22
	School	School	School
5	41%	26%	33%
6	50%	26%	24%
7	43%	27%	30%
8	40%	25%	36%
All Grades	43%	26%	31%

School Comparison
Hackensack Middle School
2021-22 Fall Start Strong
Mathematics

Grade	Support Levels		
	% Strong Support May be Needed (Level 1)	% Some Support May be Needed (Level 2)	% Less Support May be Needed (Level 3)
	2021-22	2021-22	2021-22
	School	School	School
5	74%	18%	9%
6	88%	10%	2%
7	60%	33%	7%
8	62%	34%	4%
Algebra I	56%	35%	8%
Geometry	15%	35%	50%
All Grades	70%	24%	6%

School Comparison
Hackensack Middle School
2021-22 Fall Start Strong
Science

Grade	Support Levels		
	% Strong Support May be Needed (Level 1)	% Some Support May be Needed (Level 2)	% Less Support May be Needed (Level 3)
	2021-22	2021-22	2021-22
	School	School	School
6	64%	29%	7%

School Comparison
Hackensack High School
2021-22 Fall Start Strong
ELA/Language Arts

Grade	Support Levels		
	% Strong Support May be Needed (Level 1)	% Some Support May be Needed (Level 2)	% Less Support May be Needed (Level 3)
	2021-22	2021-22	2021-22
	School	School	School
9	34%	18%	48%
10	31%	20%	49%
All Grades	33%	19%	49%

School Comparison
Hackensack High School
2021-22 Fall Start Strong
Mathematics

Grade	Support Levels		
	% Strong Support May be Needed (Level 1)	% Some Support May be Needed (Level 2)	% Less Support May be Needed (Level 3)
	2021-22	2021-22	2021-22
	School	School	School
Algebra I	72%	24%	4%
Geometry	55%	28%	17%
Algebra II	25%	42%	32%
All Grades	52%	31%	17%

School Comparison
Hackensack High School
2021-22 Fall Start Strong
Science

Grade	Support Levels		
	% Strong Support May be Needed (Level 1)	% Some Support May be Needed (Level 2)	% Less Support May be Needed (Level 3)
	2021-22	2021-22	2021-22
	School	School	School
9	53%	39%	8%
12	62%	21%	17%
All Grades	58%	30%	13%

Section 3

Demographic Analysis

HACKENSACK SCHOOL DISTRICT

2021-22 Fall Start Strong Performance by Subgroup **Race**

ELA/Language Arts

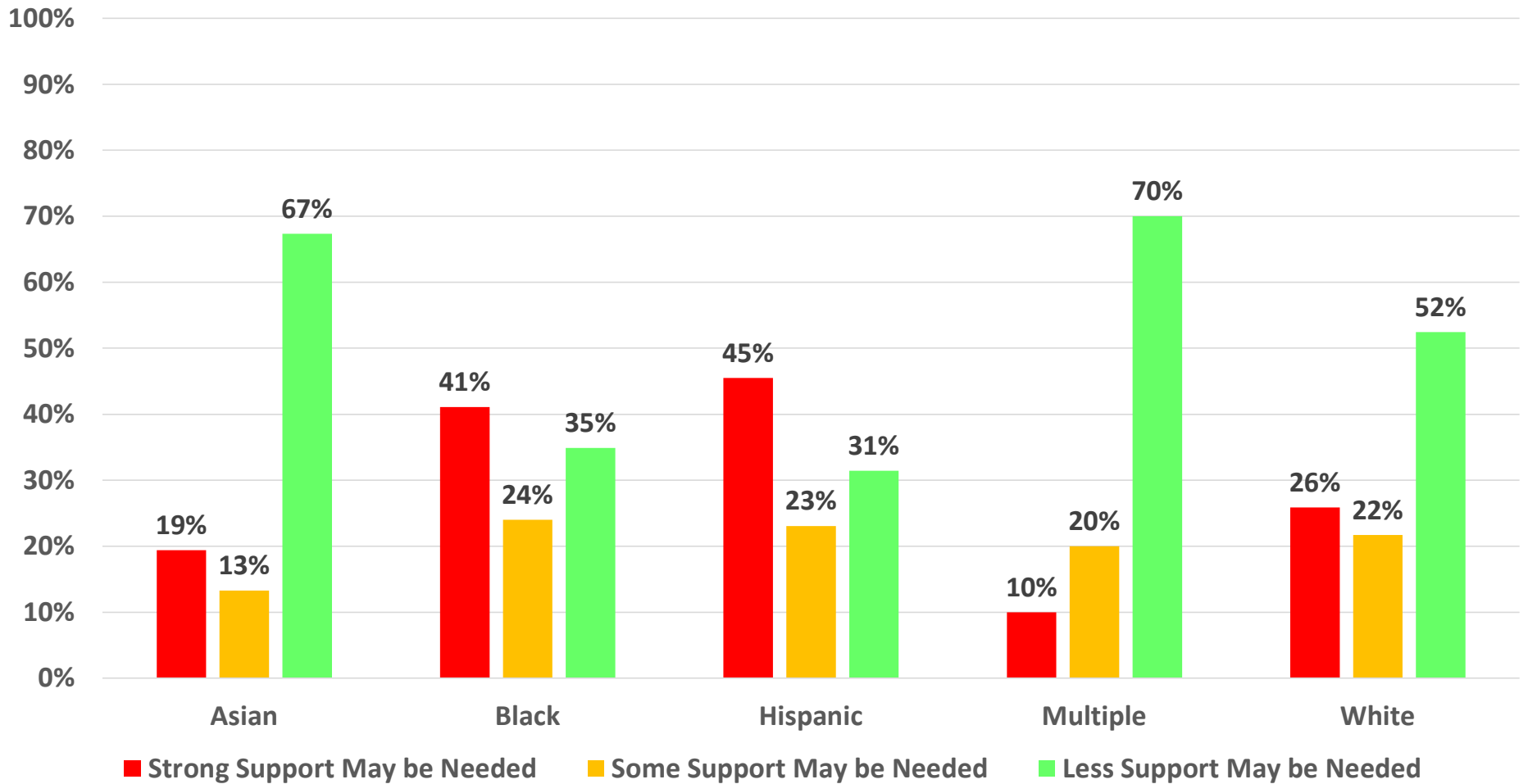
Grade Band	Race	Total # students Tested	% of students Tested	Support Levels					
				Strong Support May be Needed (Level 1)		Some Support May be Needed (Level 2)		Less Support May be Needed (Level 3)	
				2021-22	2021-22	2021-22	2021-22	2021-22	2021-22
				# of students	% of total	# of students	% of total	# of students	% of total
ES (G4)	Asian	16	5%	5	31%	1	6%	10	63%
	Black	84	24%	43	51%	22	26%	19	23%
	Hispanic	230	65%	141	61%	44	19%	45	20%
	Multiple	4	1%	0	0%	0	0%	4	100%
	Other	2	1%	1	50%	0	0%	1	50%
	White	16	5%	9	56%	2	13%	5	31%
	All Students	352		199	57%	69	20%	84	24%
MS (G5-G8)	Asian	57	4%	11	19%	8	14%	38	67%
	Black	322	23%	139	43%	83	26%	100	31%
	Hispanic	929	67%	434	47%	243	26%	252	27%
	Multiple	13	1%	2	15%	4	31%	7	54%
	Other	4	0%	0	0%	3	75%	1	25%
	White	65	5%	17	26%	19	29%	29	45%
	All Students	1,390		603	43%	360	26%	427	31%
HS (G9-G12)	Asian	25	3%	3	12%	4	16%	18	72%
	Black	156	20%	49	31%	30	19%	77	49%
	Hispanic	514	67%	186	36%	99	19%	229	45%
	Multiple	3	0%	0	0%	0	0%	3	100%
	Other	4	1%	0	0%	1	25%	3	75%
	White	62	8%	11	18%	10	16%	41	66%
	All Students	764		249	33%	144	19%	371	49%
All Grades	Asian	98	4%	19	19%	13	13%	66	67%
	Black	562	22%	231	41%	135	24%	196	35%
	Hispanic	1,673	67%	761	45%	386	23%	526	31%
	Multiple	20	1%	2	10%	4	20%	14	70%
	Other	10	0%	1	10%	4	40%	5	50%
	White	143	6%	37	26%	31	22%	75	52%
	All Students	2,506		1,051	42%	573	23%	882	35%

HACKENSACK SCHOOL DISTRICT

2021-22 Fall Start Strong Performance by Subgroup Race

ELA/Language Arts

Distribution by Achievement Level (All Grades)



HACKENSACK SCHOOL DISTRICT

2021-22 Fall Start Strong Performance by Subgroup **Race**

Mathematics

Grade Band	Race	Total # students Tested	% of students Tested	Support Levels					
				Strong Support May be Needed (Level 1)		Some Support May be Needed (Level 2)		Less Support May be Needed (Level 3)	
				2021-22	2021-22	2021-22	2021-22	2021-22	2021-22
				# of students	% of total	# of students	% of total	# of students	% of total
ES (G4)	Asian	16	4%	6	38%	4	25%	6	38%
	Black	84	24%	63	75%	13	15%	8	10%
	Hispanic	234	66%	163	70%	49	21%	22	9%
	Multiple	4	1%	2	50%	2	50%	0	0%
	Other	2	1%	1	50%	1	50%	0	0%
	White	16	4%	9	56%	7	44%	0	0%
	<i>All Students</i>	<i>356</i>		<i>244</i>	<i>69%</i>	<i>76</i>	<i>21%</i>	<i>36</i>	<i>10%</i>
MS (G5-G8)	Asian	57	4%	20	35%	18	32%	19	33%
	Black	321	23%	233	73%	72	22%	16	5%
	Hispanic	956	67%	688	72%	227	24%	41	4%
	Multiple	13	1%	12	92%	1	8%	0	0%
	Other	4	0%	2	50%	2	50%	0	0%
	White	64	5%	33	52%	22	34%	9	14%
	<i>All Students</i>	<i>1,415</i>		<i>988</i>	<i>70%</i>	<i>342</i>	<i>24%</i>	<i>85</i>	<i>6%</i>
HS (G9-G12)	Asian	39	4%	16	41%	9	23%	14	36%
	Black	184	19%	106	58%	53	29%	25	14%
	Hispanic	621	64%	340	55%	193	31%	88	14%
	Multiple	2	0%	1	50%	1	50%	0	0%
	Other	6	1%	2	33%	0	0%	4	67%
	White	106	11%	30	28%	41	39%	35	33%
	<i>All Students</i>	<i>958</i>		<i>495</i>	<i>52%</i>	<i>297</i>	<i>31%</i>	<i>166</i>	<i>17%</i>
All Grades	Asian	112	4%	42	38%	31	28%	39	35%
	Black	589	22%	402	68%	138	23%	49	8%
	Hispanic	1,811	66%	1,191	66%	469	26%	151	8%
	Multiple	19	1%	15	79%	4	21%	0	0%
	Other	12	0%	5	42%	3	25%	4	33%
	White	186	7%	72	39%	70	38%	44	24%
	<i>All Students</i>	<i>2,729</i>		<i>1,727</i>	<i>63%</i>	<i>715</i>	<i>26%</i>	<i>287</i>	<i>11%</i>

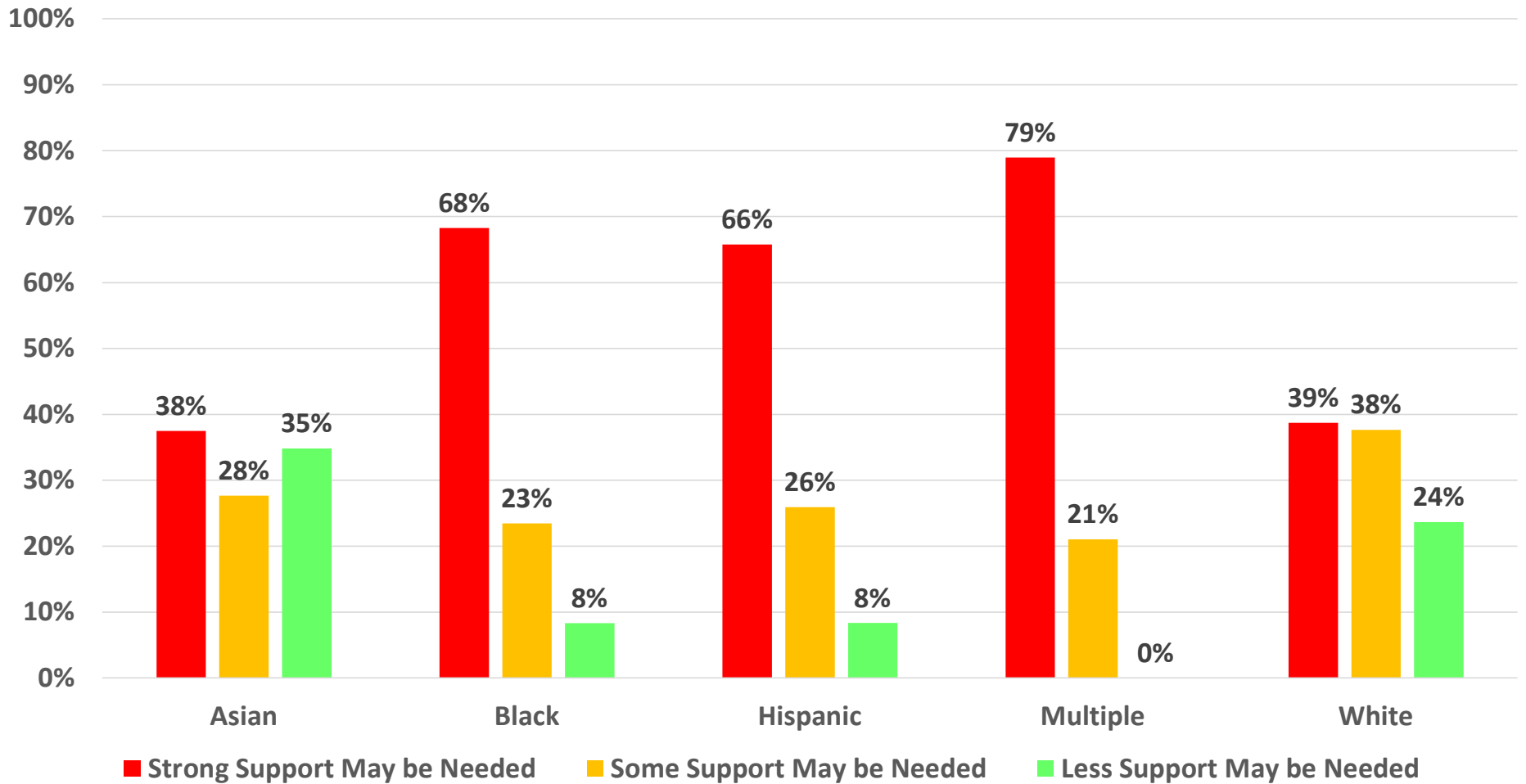
Middle School (MS) Grade Band includes any Algebra I or Geometry results taken in Middle School

HACKENSACK SCHOOL DISTRICT

2021-22 Fall Start Strong Performance by Subgroup **Race**

Mathematics

Distribution by Achievement Level (All Grades)



HACKENSACK SCHOOL DISTRICT

2021-22 Fall Start Strong Performance by Subgroup **Race**

Science

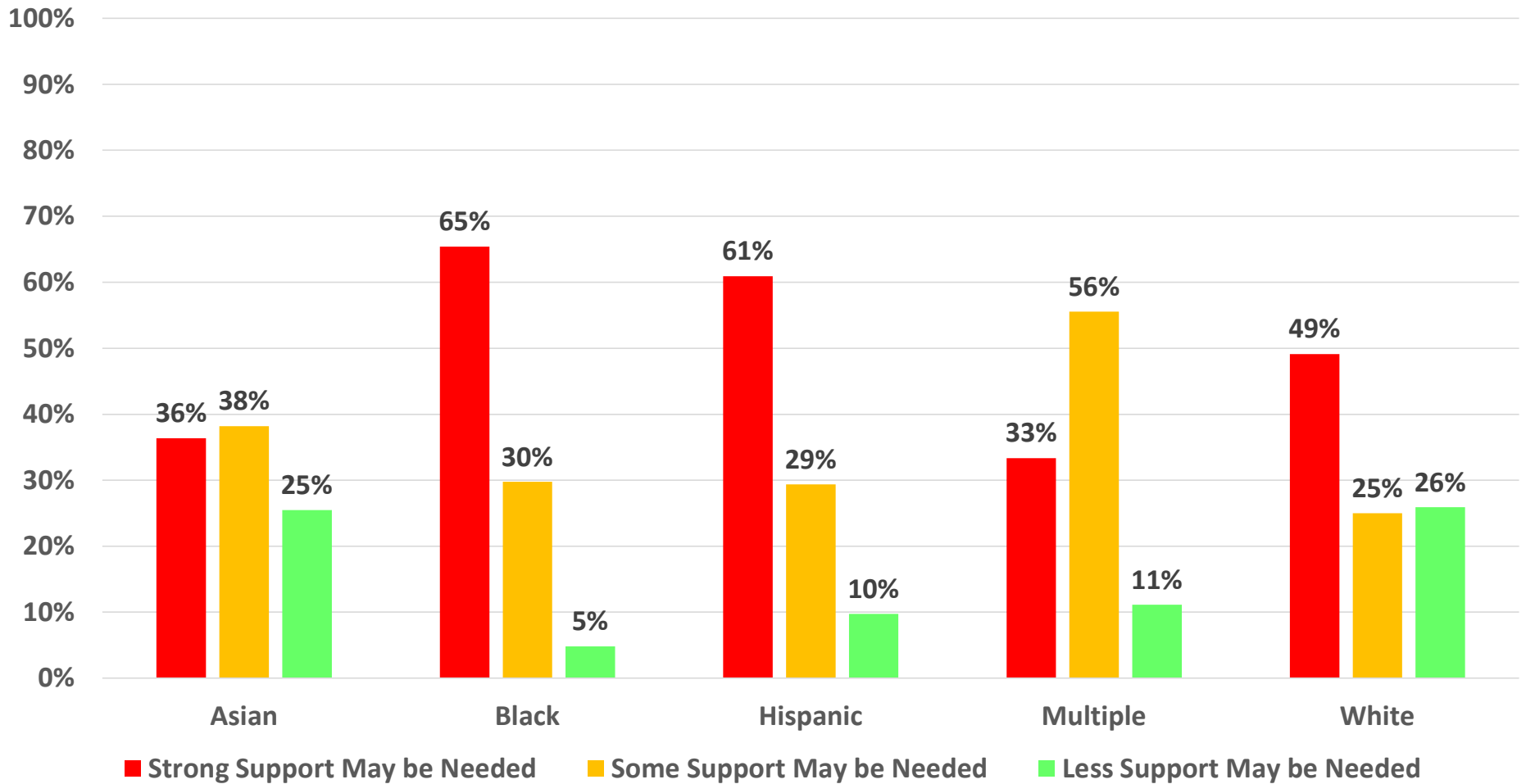
Grade Band	Race	Total # students Tested	% of students Tested	Support Levels					
				Strong Support May be Needed (Level 1)		Some Support May be Needed (Level 2)		Less Support May be Needed (Level 3)	
				2021-22	2021-22	2021-22	2021-22	2021-22	2021-22
				# of students	% of total	# of students	% of total	# of students	% of total
MS (G5-G8)	Asian	12	3%	6	50%	5	42%	1	8%
	Black	73	20%	53	73%	18	25%	2	3%
	Hispanic	258	70%	166	64%	74	29%	18	7%
	Multiple	5	1%	2	40%	3	60%	0	0%
	Other	2	1%	1	50%	1	50%	0	0%
	White	16	4%	6	38%	6	38%	4	25%
	<i>All Students</i>	366		234	64%	107	29%	25	7%
HS (G9-G12)	Asian	43	5%	14	33%	16	37%	13	30%
	Black	196	22%	123	63%	62	32%	11	6%
	Hispanic	553	61%	328	59%	164	30%	61	11%
	Multiple	4	0%	1	25%	2	50%	1	25%
	Other	5	1%	1	20%	3	60%	1	20%
	White	96	11%	49	51%	22	23%	25	26%
	<i>All Students</i>	897		516	58%	269	30%	112	12%
All Grades	Asian	55	4%	20	36%	21	38%	14	25%
	Black	269	21%	176	65%	80	30%	13	5%
	Hispanic	811	64%	494	61%	238	29%	79	10%
	Multiple	9	1%	3	33%	5	56%	1	11%
	Other	7	1%	2	29%	4	57%	1	14%
	White	112	9%	55	49%	28	25%	29	26%
	<i>All Students</i>	1,263		750	59%	376	30%	137	11%

HACKENSACK SCHOOL DISTRICT

2021-22 Fall Start Strong Performance by Subgroup Race

Science

Distribution by Achievement Level (All Grades)



HACKENSACK SCHOOL DISTRICT

2021-22 Fall Start Strong Performance by Subgroup **Gender**

ELA/Language Arts

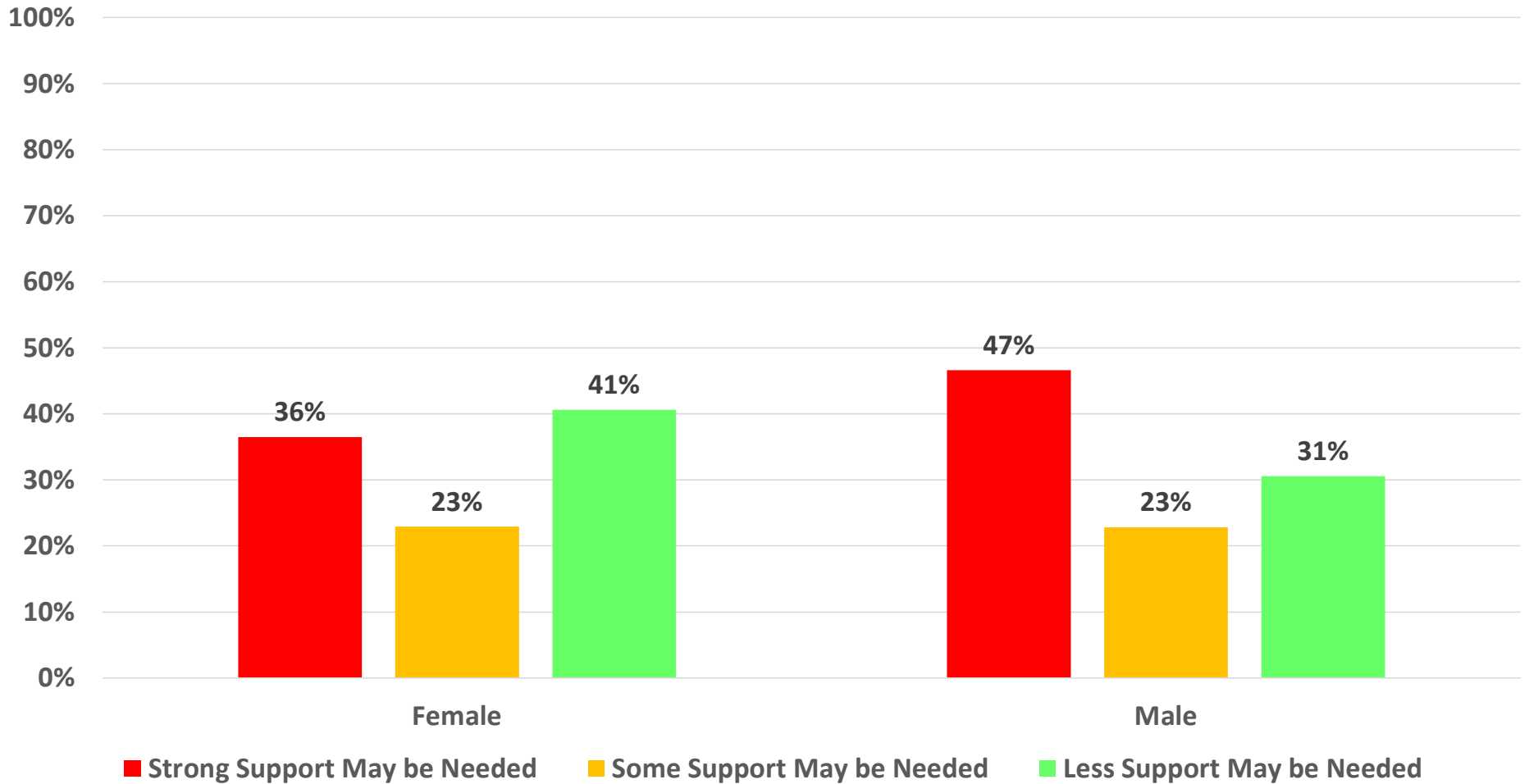
Grade Band	Race	Total # students Tested	% of students Tested	Support Levels					
				Strong Support May be Needed (Level 1)		Some Support May be Needed (Level 2)		Less Support May be Needed (Level 3)	
				2021-22	2021-22	2021-22	2021-22	2021-22	2021-22
				# of students	% of total	# of students	% of total	# of students	% of total
ES (G4)	Female	179	51%	98	55%	34	19%	47	26%
	Male	173	49%	101	58%	35	20%	37	21%
	<i>All Students</i>	352		199	57%	69	20%	84	24%
MS (G5-G8)	Female	638	46%	244	38%	170	27%	224	35%
	Male	752	54%	359	48%	190	25%	203	27%
	<i>All Students</i>	1,390		603	43%	360	26%	427	31%
HS (G9-G12)	Female	340	44%	80	24%	61	18%	199	59%
	Male	424	55%	169	40%	83	20%	172	41%
	<i>All Students</i>	764		249	33%	144	19%	371	49%
All Grades	Female	1,157	46%	422	36%	265	23%	470	41%
	Male	1,349	54%	629	47%	308	23%	412	31%
	<i>All Students</i>	2,506		1,051	42%	573	23%	882	35%

HACKENSACK SCHOOL DISTRICT

2021-22 Fall Start Strong Performance by Subgroup Gender

ELA/Language Arts

Distribution by Achievement Level (All Grades)



HACKENSACK SCHOOL DISTRICT

2021-22 Fall Start Strong Performance by Subgroup **Gender**

Mathematics

Grade Band	Race	Total # students Tested	% of students Tested	Support Levels					
				Strong Support May be Needed (Level 1)		Some Support May be Needed (Level 2)		Less Support May be Needed (Level 3)	
				2021-22	2021-22	2021-22	2021-22	2021-22	2021-22
				# of students	% of total	# of students	% of total	# of students	% of total
ES (G4)	Female	182	51%	127	70%	38	21%	17	9%
	Male	174	49%	117	67%	38	22%	19	11%
	<i>All Students</i>	356		244	69%	76	21%	36	10%
MS (G5-G8)	Female	652	46%	469	72%	143	22%	40	6%
	Male	763	54%	519	68%	199	26%	45	6%
	<i>All Students</i>	1,415		988	70%	342	24%	85	6%
HS (G9-G12)	Female	467	48%	231	49%	151	32%	85	18%
	Male	491	51%	264	54%	146	30%	81	16%
	<i>All Students</i>	958		495	52%	297	31%	166	17%
All Grades	Female	1,301	48%	827	64%	332	26%	142	11%
	Male	1,428	52%	900	63%	383	27%	145	10%
	<i>All Students</i>	2,729		1,727	63%	715	26%	287	11%

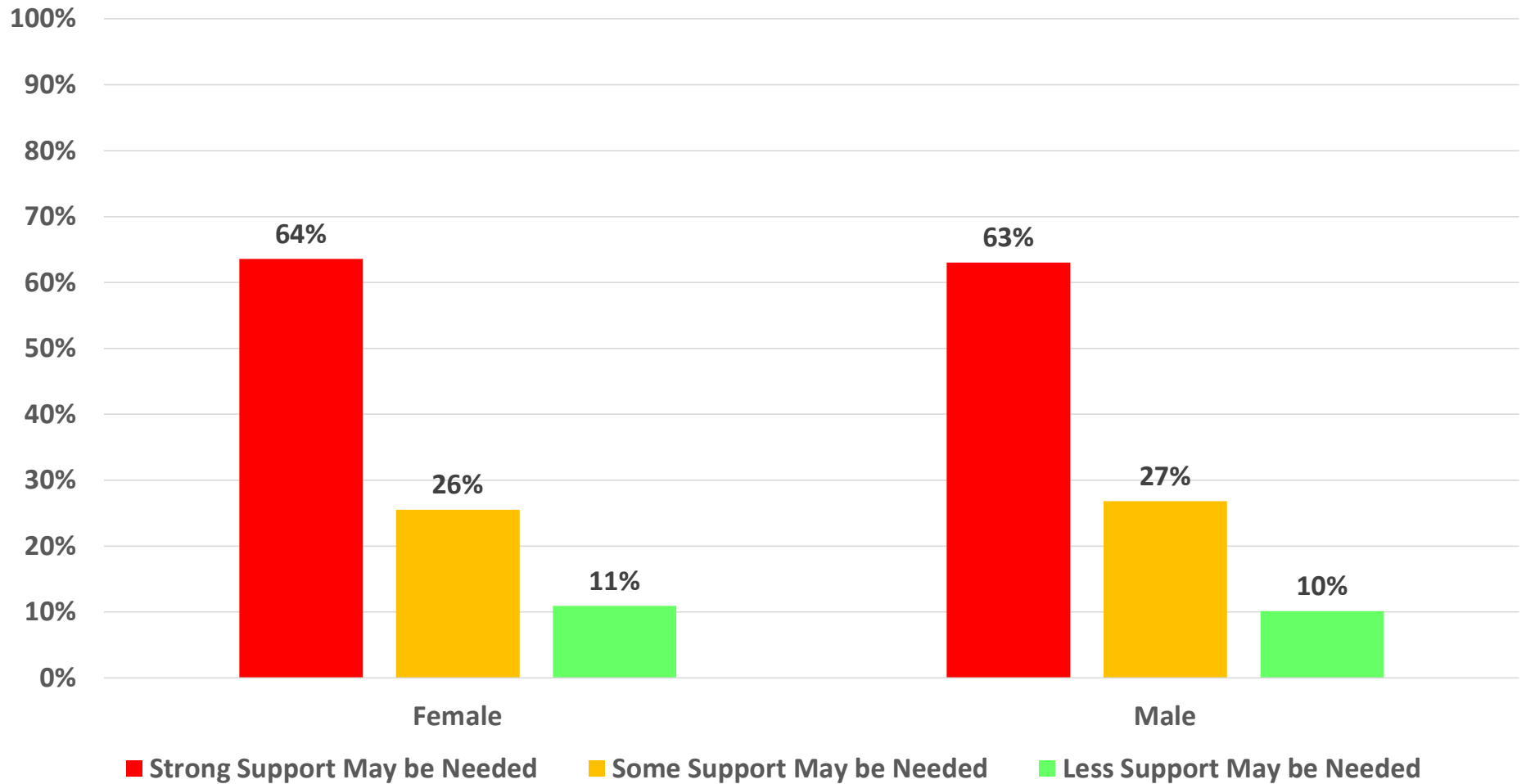
Middle School (MS) Grade Band includes any Algebra I or Geometry results taken in Middle School

HACKENSACK SCHOOL DISTRICT

2021-22 Fall Start Strong Performance by Subgroup Gender

Mathematics

Distribution by Achievement Level (All Grades)



HACKENSACK SCHOOL DISTRICT

2021-22 Fall Start Strong Performance by Subgroup **Gender**

Science

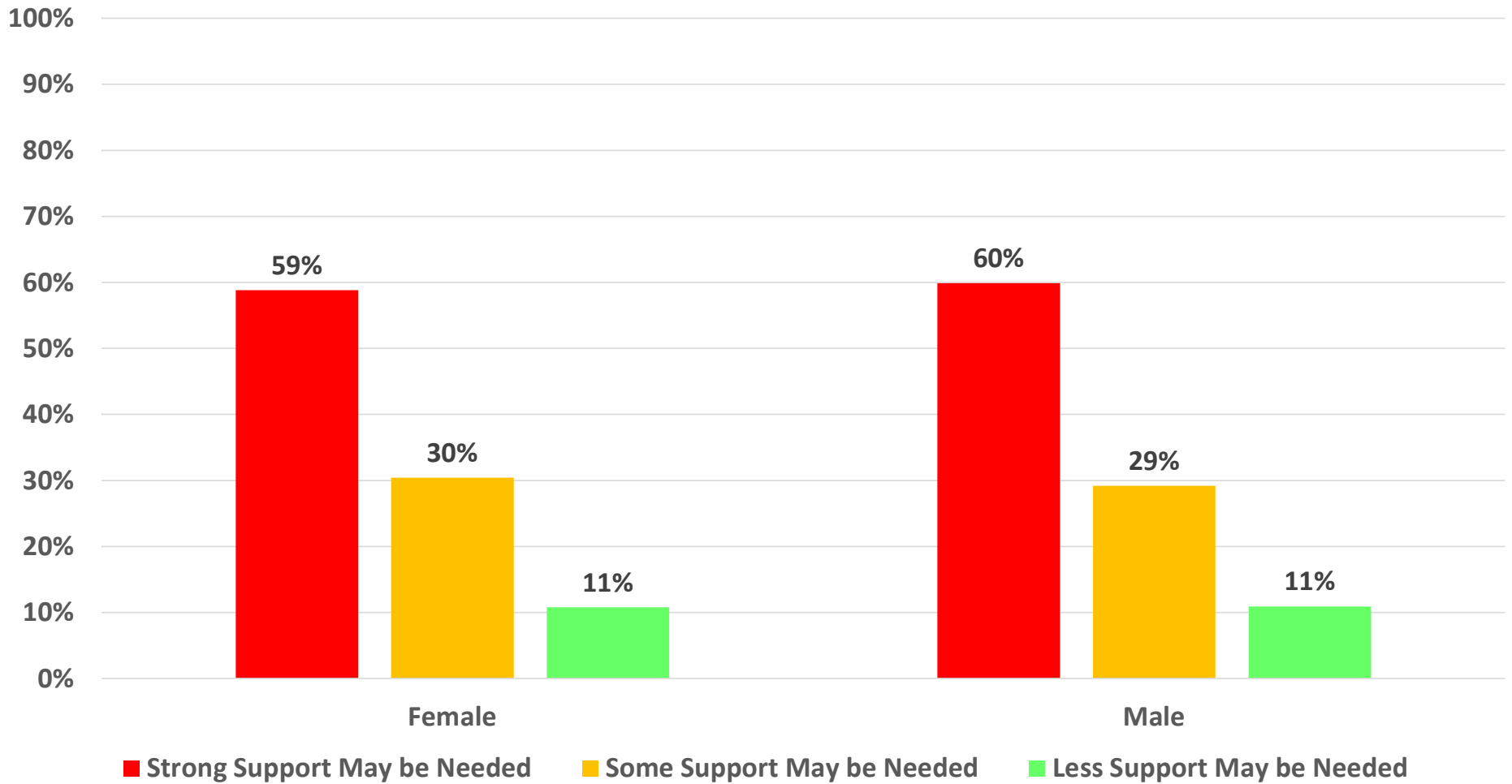
Grade Band	Race	Total # students Tested	% of students Tested	Support Levels					
				Strong Support May be Needed (Level 1)		Some Support May be Needed (Level 2)		Less Support May be Needed (Level 3)	
				2021-22	2021-22	2021-22	2021-22	2021-22	2021-22
				# of students	% of total	# of students	% of total	# of students	% of total
MS (G5-G8)	Female	173	47%	106	61%	55	32%	12	7%
	Male	193	53%	128	66%	52	27%	13	7%
	<i>All Students</i>	366		234	64%	107	29%	25	7%
HS (G9-G12)	Female	412	46%	238	58%	123	30%	51	12%
	Male	485	54%	278	57%	146	30%	61	13%
	<i>All Students</i>	897		516	58%	269	30%	112	12%
All Grades	Female	585	46%	344	59%	178	30%	63	11%
	Male	678	53%	406	60%	198	29%	74	11%
	<i>All Students</i>	1,263		750	59%	376	30%	137	11%

HACKENSACK SCHOOL DISTRICT

2021-22 Fall Start Strong Performance by Subgroup Gender

Science

Distribution by Achievement Level (All Grades)



HACKENSACK SCHOOL DISTRICT

2021-22 Fall Start Strong Performance by Subgroup **Program**

ELA/Language Arts

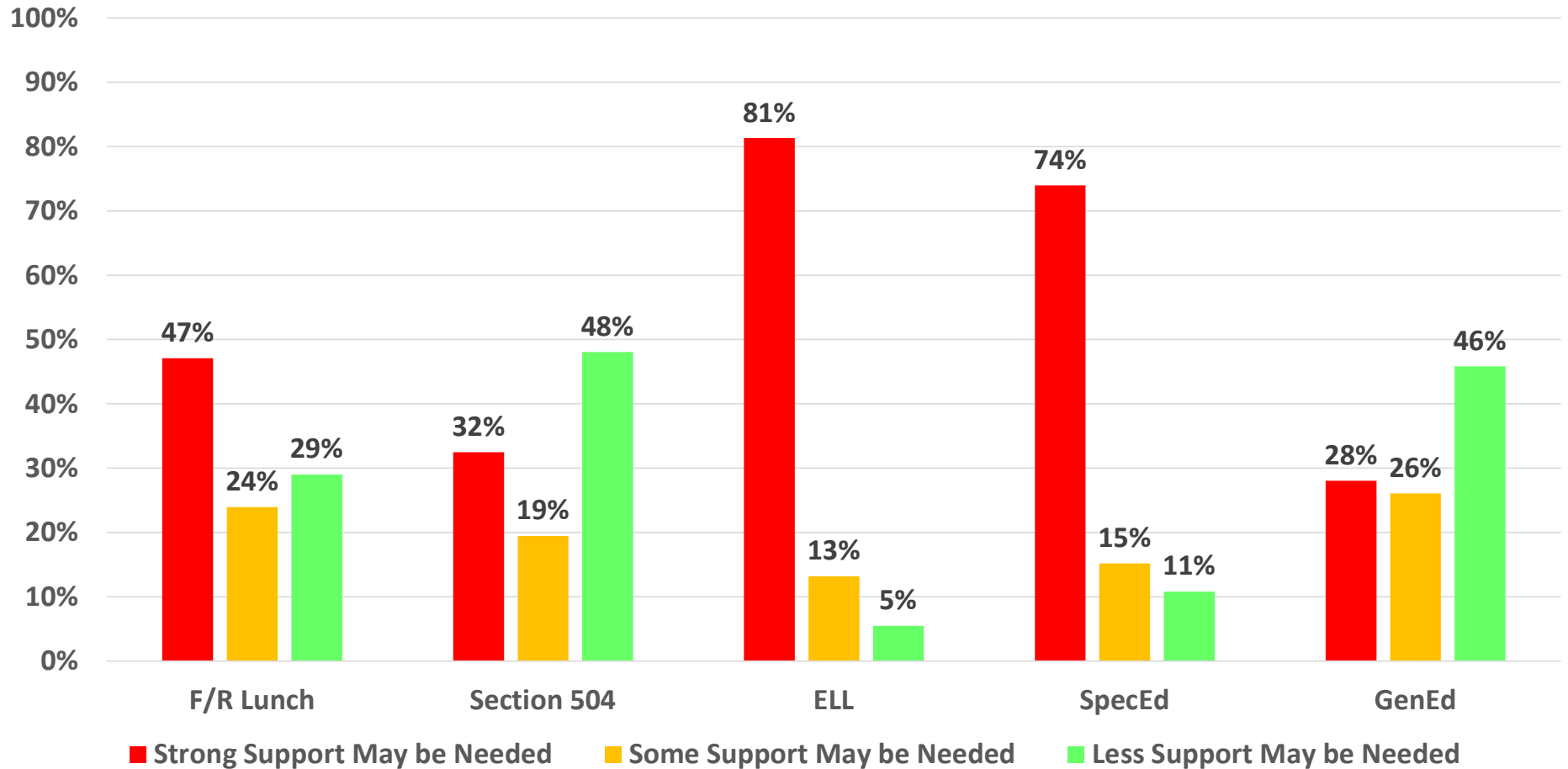
Grade Band	Race	Total # students Tested	% of students Tested	Support Levels					
				Strong Support May be Needed (Level 1)		Some Support May be Needed (Level 2)		Less Support May be Needed (Level 3)	
				2021-22	2021-22	2021-22	2021-22	2021-22	2021-22
				# of students	% of total	# of students	% of total	# of students	% of total
ES (G4)	F/R Lunch	192	54%	135	70%	42	22%	15	8%
	Section 504	5	1%	1	20%	2	40%	2	40%
	ELL	71	20%	58	82%	10	14%	3	4%
	SpecEd	70	20%	59	84%	9	13%	2	3%
	GenEd	218	62%	88	40%	51	23%	79	36%
	<i>All Students</i>	352		199	57%	69	20%	84	24%
MS (G5-G8)	F/R Lunch	778	56%	375	48%	211	27%	192	25%
	Section 504	42	3%	16	38%	9	21%	17	40%
	ELL	148	11%	115	78%	22	15%	11	7%
	SpecEd	284	20%	219	77%	42	15%	23	8%
	GenEd	993	71%	297	30%	298	30%	398	40%
	<i>All Students</i>	1,392		605	43%	360	26%	427	31%
HS (G9-G12)	F/R Lunch	364	47%	133	37%	71	20%	160	44%
	Section 504	30	4%	8	27%	4	13%	18	60%
	ELL	54	7%	49	91%	4	7%	1	2%
	SpecEd	146	19%	92	63%	25	17%	29	20%
	GenEd	575	75%	116	20%	117	20%	342	59%
	<i>All Students</i>	769		251	33%	146	19%	372	48%
All Grades	F/R Lunch	1,334	53%	628	47%	319	24%	387	29%
	Section 504	77	3%	25	32%	15	19%	37	48%
	ELL	273	11%	222	81%	36	13%	15	5%
	SpecEd	500	20%	370	74%	76	15%	54	11%
	GenEd	1,786	71%	501	28%	466	26%	819	46%
	<i>All Students</i>	2,513		1,055	42%	575	23%	883	35%

HACKENSACK SCHOOL DISTRICT

2021-22 Fall Start Strong Performance by Subgroup Program

ELA/Language Arts

Distribution by Achievement Level (All Grades)



HACKENSACK SCHOOL DISTRICT

2021-22 Fall Start Strong Performance by Subgroup Program

Mathematics

Grade Band	Race	Total # students Tested	% of students Tested	Support Levels					
				Strong Support May be Needed (Level 1)		Some Support May be Needed (Level 2)		Less Support May be Needed (Level 3)	
				2021-22	2021-22	2021-22	2021-22	2021-22	2021-22
				# of students	% of total	# of students	% of total	# of students	% of total
ES (G4)	F/R Lunch	192	54%	135	70%	42	22%	15	8%
	Section 504	5	1%	4	80%	1	20%	0	0%
	ELL	75	21%	63	84%	11	15%	1	1%
	SpecEd	70	20%	60	86%	9	13%	1	1%
	GenEd	218	61%	128	59%	56	26%	34	16%
	<i>All Students</i>	356		244	69%	76	21%	36	10%
MS (G5-G8)	F/R Lunch	782	55%	580	74%	172	22%	30	4%
	Section 504	41	3%	19	46%	20	49%	2	5%
	ELL	175	12%	157	90%	18	10%	0	0%
	SpecEd	283	20%	257	91%	22	8%	4	1%
	GenEd	992	70%	607	61%	304	31%	81	8%
	<i>All Students</i>	1,417		989	70%	343	24%	85	6%
HS (G9-G12)	F/R Lunch	419	43%	232	55%	122	29%	65	16%
	Section 504	35	4%	12	34%	13	37%	10	29%
	ELL	102	11%	82	80%	18	18%	2	2%
	SpecEd	135	14%	108	80%	18	13%	9	7%
	GenEd	731	76%	312	43%	264	36%	155	21%
	<i>All Students</i>	965		500	52%	299	31%	166	17%
All Grades	F/R Lunch	1,393	51%	947	68%	336	24%	110	8%
	Section 504	81	3%	35	43%	34	42%	12	15%
	ELL	352	13%	302	86%	47	13%	3	1%
	SpecEd	488	18%	425	87%	49	10%	14	3%
	GenEd	1,941	71%	1,047	54%	624	32%	270	14%
	<i>All Students</i>	2,738		1,733	63%	718	26%	287	10%

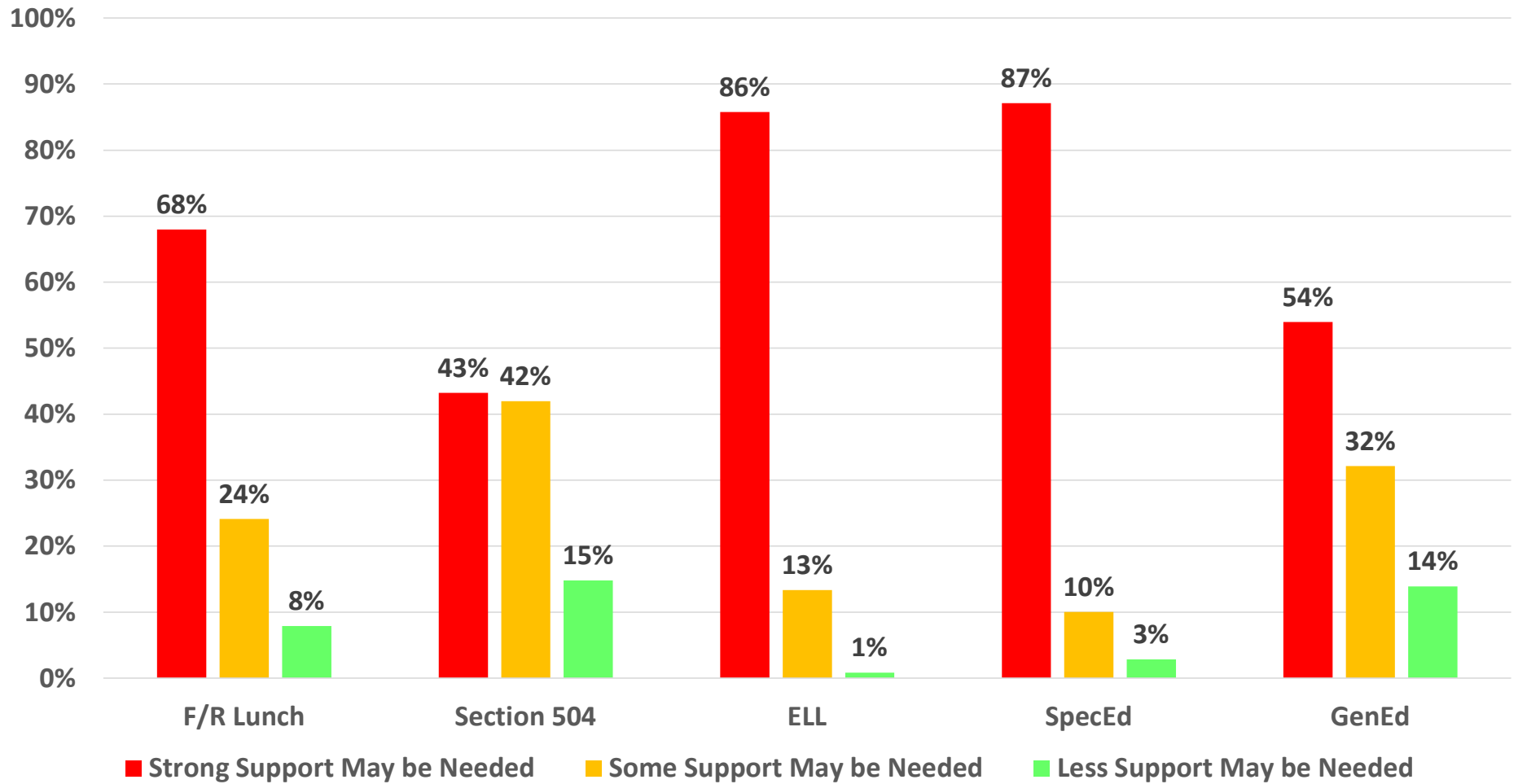
Middle School (MS) Grade Band includes any Algebra I or Geometry results taken in Middle School

HACKENSACK SCHOOL DISTRICT

2021-22 Fall Start Strong Performance by Subgroup Program

Mathematics

Distribution by Achievement Level (All Grades)



HACKENSACK SCHOOL DISTRICT

2021-22 Fall Start Strong Performance by Subgroup Program

Science

Grade Band	Race	Total # students Tested	% of students Tested	Support Levels					
				Strong Support May be Needed (Level 1)		Some Support May be Needed (Level 2)		Less Support May be Needed (Level 3)	
				2021-22	2021-22	2021-22	2021-22	2021-22	2021-22
				# of students	% of total	# of students	% of total	# of students	% of total
MS (G5-G8)	F/R Lunch	209	57%	137	66%	60	29%	12	6%
	Section 504	7	2%	6	86%	1	14%	0	0%
	ELL	44	12%	39	89%	4	9%	1	2%
	SpecEd	77	21%	72	94%	4	5%	1	1%
	GenEd	253	69%	130	51%	100	40%	23	9%
	<i>All Students</i>	366		234	64%	107	29%	25	7%
HS (G9-G12)	F/R Lunch	393	43%	240	61%	114	29%	39	10%
	Section 504	26	3%	11	42%	9	35%	6	23%
	ELL	102	11%	92	90%	9	9%	1	1%
	SpecEd	150	17%	126	84%	18	12%	6	4%
	GenEd	660	73%	312	47%	242	37%	106	16%
	<i>All Students</i>	904		522	58%	269	30%	113	13%
All Grades	F/R Lunch	602	47%	377	63%	174	29%	51	8%
	Section 504	33	3%	17	52%	10	30%	6	18%
	ELL	146	11%	131	90%	13	9%	2	1%
	SpecEd	227	18%	198	87%	22	10%	7	3%
	GenEd	913	72%	442	48%	342	37%	129	14%
	<i>All Students</i>	1,270		756	60%	376	30%	138	11%

HACKENSACK SCHOOL DISTRICT

2021-22 Fall Start Strong Performance by Subgroup Program

Science

Distribution by Achievement Level (All Grades)

