

# 2022-23 ACCESS for ELLs Summary Results

Hackensack Public Schools

August 28, 2023

To protect student privacy, data for cohorts with fewer than ten students are excluded from this report.  
As a result of the suppressed data, individual cohort data may not sum to the total number of students assessed.

# ACCESS Participation Rate

All Students Enrolled	841
Participation Rate	99%

# Table of Contents

- Section 1: District Analysis - pg. 4
- Section 2: School Analysis - pg. 7
- Section 3: Demographic Analysis - pg. 20

# Section 1

## District Analysis

# Hackensack

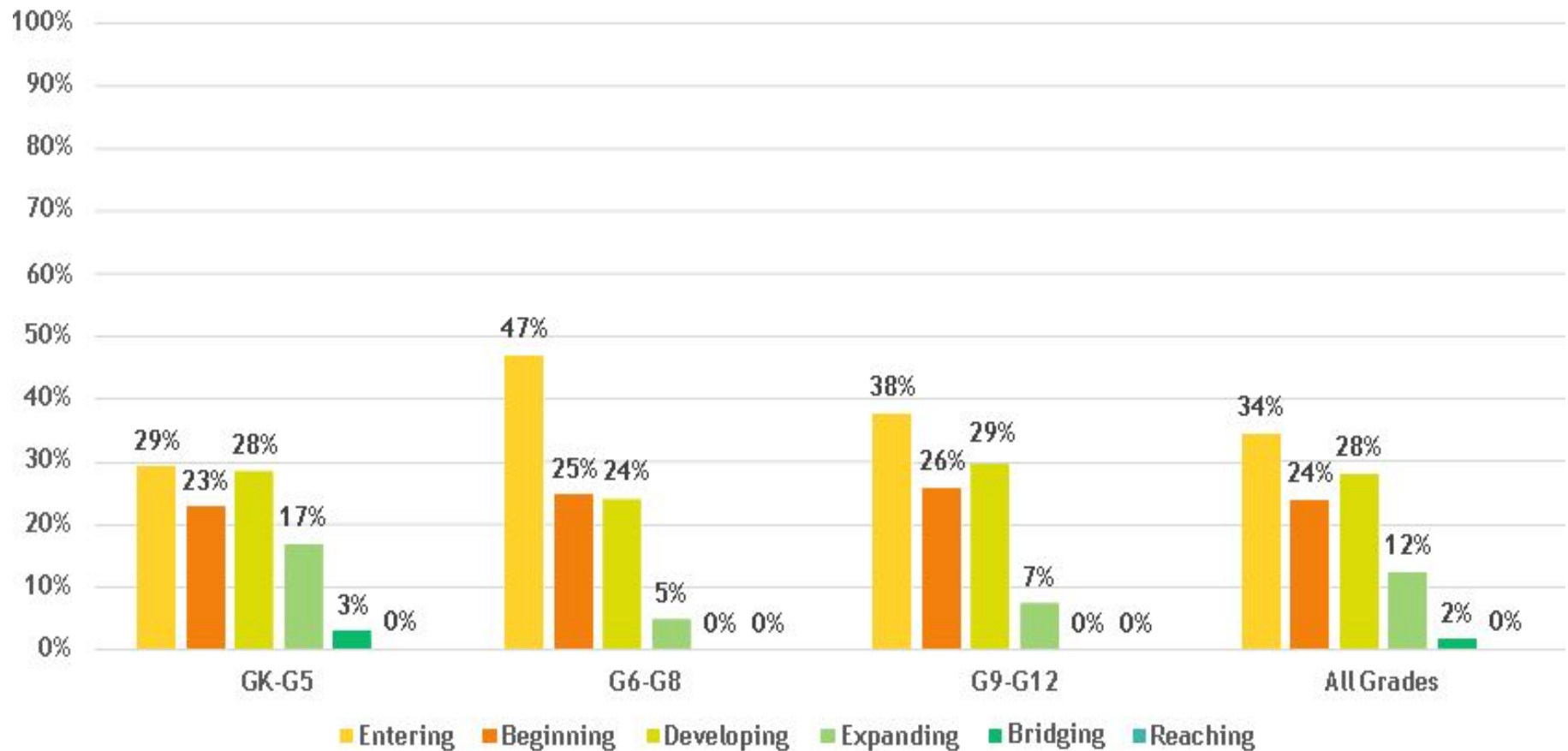
## 2022-2023 ACCESS for ELLs

Grade	Total Tested	Achievement Levels					
		Entering (Level 1)	Beginning (Level 2)	Developing (Level 3)	Expanding (Level 4)	Bridging (Level 5)	Reaching (Level 6)
		% of total	% of total	% of total	% of total	% of total	% of total
K-5	463	29%	23%	28%	17%	3%	0%
6-8	126	47%	25%	24%	5%	0%	0%
9-12	245	38%	26%	29%	7%	0%	0%
All Grades	834	34%	24%	28%	12%	2%	0%

# HACKENSACK

## 2022-23 ACCESS for ELLs

Distribution by Achievement Level



# Section 2

## School Analysis

# School Comparison

## Fairmount School

### 2022-23 ACCESS for ELLs

Grade	Achievement Levels											
	Entering		Beginning		Developing		Expanding		Bridging		Reaching	
	(Level 1)		(Level 2)		(Level 3)		(Level 4)		(Level 5)		(Level 6)	
	School	Rest of District	School	Rest of District	School	Rest of District	School	Rest of District	School	Rest of District	School	Rest of District
<b>K</b>	85%	71%	0%	17%	15%	10%	0%	2%	0%	0%	0%	0%
<b>1</b>	0%	27%	67%	40%	33%	31%	0%	2%	0%	0%	0%	0%
<b>2</b>	-	26%	-	26%	-	31%	-	16%	-	1%	-	0%
<b>3</b>	38%	17%	0%	16%	46%	37%	8%	29%	8%	1%	0%	0%
<b>4</b>	10%	19%	0%	19%	30%	28%	20%	27%	40%	6%	0%	2%
<b>GK-G4</b>	34%	31%	17%	23%	30%	28%	8%	16%	11%	2%	0%	0%



# School Comparison

## Fanny M. Hillers

### 2022-23 ACCESS for ELLs

Grade	Achievement Levels											
	Entering		Beginning		Developing		Expanding		Bridging		Reaching	
	(Level 1)		(Level 2)		(Level 3)		(Level 4)		(Level 5)		(Level 6)	
	School	Rest of District	School	Rest of District	School	Rest of District	School	Rest of District	School	Rest of District	School	Rest of District
<b>K</b>	43%	81%	36%	10%	21%	8%	0%	2%	0%	0%	0%	0%
<b>1</b>	10%	25%	70%	41%	20%	33%	0%	2%	0%	0%	0%	0%
<b>2</b>	8%	29%	15%	27%	46%	27%	31%	13%	0%	3%	0%	0%
<b>3</b>	0%	22%	0%	15%	50%	37%	50%	24%	0%	2%	0%	0%
<b>4</b>	8%	19%	0%	19%	25%	29%	42%	23%	17%	10%	8%	0%
<b>GK-G4</b>	15%	34%	24%	22%	32%	28%	24%	14%	3%	3%	2%	0%

# School Comparison

## Jackson Avenue

### 2022-23 ACCESS for ELLs

Grade	Achievement Levels											
	Entering		Beginning		Developing		Expanding		Bridging		Reaching	
	(Level 1)		(Level 2)		(Level 3)		(Level 4)		(Level 5)		(Level 6)	
	School	Rest of District	School	Rest of District	School	Rest of District	School	Rest of District	School	Rest of District	School	Rest of District
<b>K</b>	87%	65%	7%	20%	7%	13%	0%	2%	0%	0%	0%	0%
<b>1</b>	31%	17%	38%	50%	31%	31%	0%	2%	0%	0%	0%	0%
<b>2</b>	33%	18%	22%	28%	28%	33%	17%	15%	0%	5%	0%	0%
<b>3</b>	31%	11%	16%	13%	29%	45%	24%	27%	0%	3%	0%	0%
<b>4</b>	31%	9%	21%	13%	38%	22%	10%	36%	0%	18%	0%	2%
<b>GK-G4</b>	41%	24%	20%	24%	27%	30%	12%	18%	0%	5%	0%	0%

# School Comparison

## Nellie K. Parker

### 2022-23 ACCESS for ELLs

Grade	Achievement Levels											
	Entering		Beginning		Developing		Expanding		Bridging		Reaching	
	(Level 1)		(Level 2)		(Level 3)		(Level 4)		(Level 5)		(Level 6)	
	School	Rest of District	School	Rest of District	School	Rest of District	School	Rest of District	School	Rest of District	School	Rest of District
<b>K</b>	68%	75%	21%	12%	5%	12%	5%	0%	0%	0%	0%	0%
<b>1</b>	30%	20%	30%	50%	35%	30%	5%	0%	0%	0%	0%	0%
<b>2</b>	24%	26%	38%	20%	29%	31%	5%	20%	5%	2%	0%	0%
<b>3</b>	5%	28%	21%	10%	44%	35%	28%	25%	3%	1%	0%	0%
<b>4</b>	9%	22%	26%	12%	17%	33%	39%	20%	9%	12%	0%	2%
<b>GK-G4</b>	23%	35%	26%	20%	29%	29%	19%	13%	3%	3%	0%	0%

# HACKENSACK MIDDLE SCHOOL

## 2022-23 ACCESS for ELLs

### Grade 5

School	Total Tested	Achievement Levels											
		Entering		Beginning		Developing		Expanding		Bridging		Reaching	
		(Level 1)		(Level 2)		(Level 3)		(Level 4)		(Level 5)		(Level 6)	
		# of students	% of total	# of students	% of total	# of students	% of total	# of students	% of total	# of students	% of total	# of students	% of total
Hackensack MS	57	<10	16%	15	26%	15	26%	17	30%	<10	2%	<10	0%

# HACKENSACK MIDDLE SCHOOL

## 2022-23 ACCESS for ELLs

### Grade 6

School	Total Tested	Achievement Levels											
		Entering		Beginning		Developing		Expanding		Bridging		Reaching	
		(Level 1)		(Level 2)		(Level 3)		(Level 4)		(Level 5)		(Level 6)	
		# of students	% of total	# of students	% of total	# of students	% of total	# of students	% of total	# of students	% of total	# of students	% of total
Hackensack MS	44	20	45%	13	30%	10	23%	<10	2%	<10	0%	<10	0%

# HACKENSACK MIDDLE SCHOOL

## 2022-23 ACCESS for ELLs

### Grade 7

School	Total Tested	Achievement Levels											
		Entering		Beginning		Developing		Expanding		Bridging		Reaching	
		(Level 1)		(Level 2)		(Level 3)		(Level 4)		(Level 5)		(Level 6)	
		# of students	% of total	# of students	% of total	# of students	% of total	# of students	% of total	# of students	% of total	# of students	% of total
Hackensack MS	48	26	54%	<10	17%	10	21%	<10	8%	<10	0%	<10	0%

# HACKENSACK MIDDLE SCHOOL

## 2022-23 ACCESS for ELLs

### Grade 8

School	Total Tested	Achievement Levels											
		Entering		Beginning		Developing		Expanding		Bridging		Reaching	
		(Level 1)		(Level 2)		(Level 3)		(Level 4)		(Level 5)		(Level 6)	
		# of students	% of total	# of students	% of total	# of students	% of total	# of students	% of total	# of students	% of total	# of students	% of total
Hackensack MS	34	13	38%	10	29%	10	29%	<10	3%	<10	0%	<10	0%

# HACKENSACK HIGH SCHOOL

## 2022-23 ACCESS for ELLs

### Grade 9

School	Total Tested	Achievement Levels											
		Entering		Beginning		Developing		Expanding		Bridging		Reaching	
		(Level 1)		(Level 2)		(Level 3)		(Level 4)		(Level 5)		(Level 6)	
		# of students	% of total	# of students	% of total	# of students	% of total	# of students	% of total	# of students	% of total	# of students	% of total
Hackensack HS	56	22	39%	13	23%	17	30%	<10	7%	<10	0%	<10	0%



# HACKENSACK HIGH SCHOOL

## 2022-23 ACCESS for ELLs

### Grade 10

School	Total Tested	Achievement Levels											
		Entering		Beginning		Developing		Expanding		Bridging		Reaching	
		(Level 1)		(Level 2)		(Level 3)		(Level 4)		(Level 5)		(Level 6)	
		# of students	% of total	# of students	% of total	# of students	% of total	# of students	% of total	# of students	% of total	# of students	% of total
Hackensack HS	80	36	45%	18	23%	21	26%	<10	6%	<10	0%	<10	0%

# HACKENSACK HIGH SCHOOL

## 2022-23 ACCESS for ELLs

### Grade 11

School	Total Tested	Achievement Levels											
		Entering		Beginning		Developing		Expanding		Bridging		Reaching	
		(Level 1)		(Level 2)		(Level 3)		(Level 4)		(Level 5)		(Level 6)	
		# of students	% of total	# of students	% of total	# of students	% of total	# of students	% of total	# of students	% of total	# of students	% of total
Hackensack HS	52	17	33%	16	31%	18	35%	<10	2%	<10	0%	<10	0%

# HACKENSACK HIGH SCHOOL

## 2022-23 ACCESS for ELLs

### Grade 12

School	Total Tested	Achievement Levels											
		Entering		Beginning		Developing		Expanding		Bridging		Reaching	
		(Level 1)		(Level 2)		(Level 3)		(Level 4)		(Level 5)		(Level 6)	
		# of students	% of total	# of students	% of total	# of students	% of total	# of students	% of total	# of students	% of total	# of students	% of total
Hackensack HS	57	17	30%	16	28%	16	28%	<10	14%	<10	0%	<10	0%

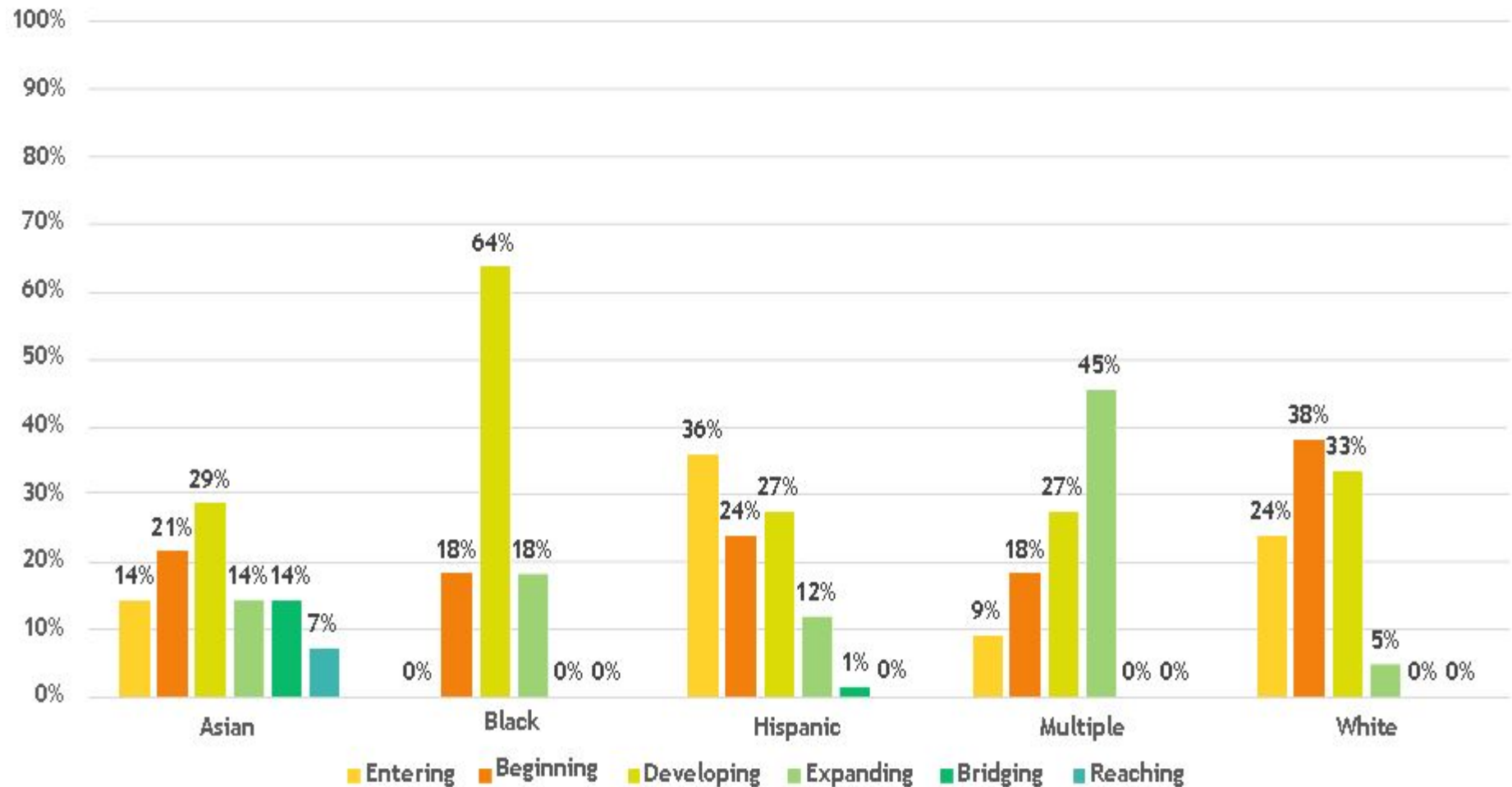
# Section 3

## Demographic Analysis

# HACKENSACK

## 2022-23 ACCESS for ELLs by Subgroup Race

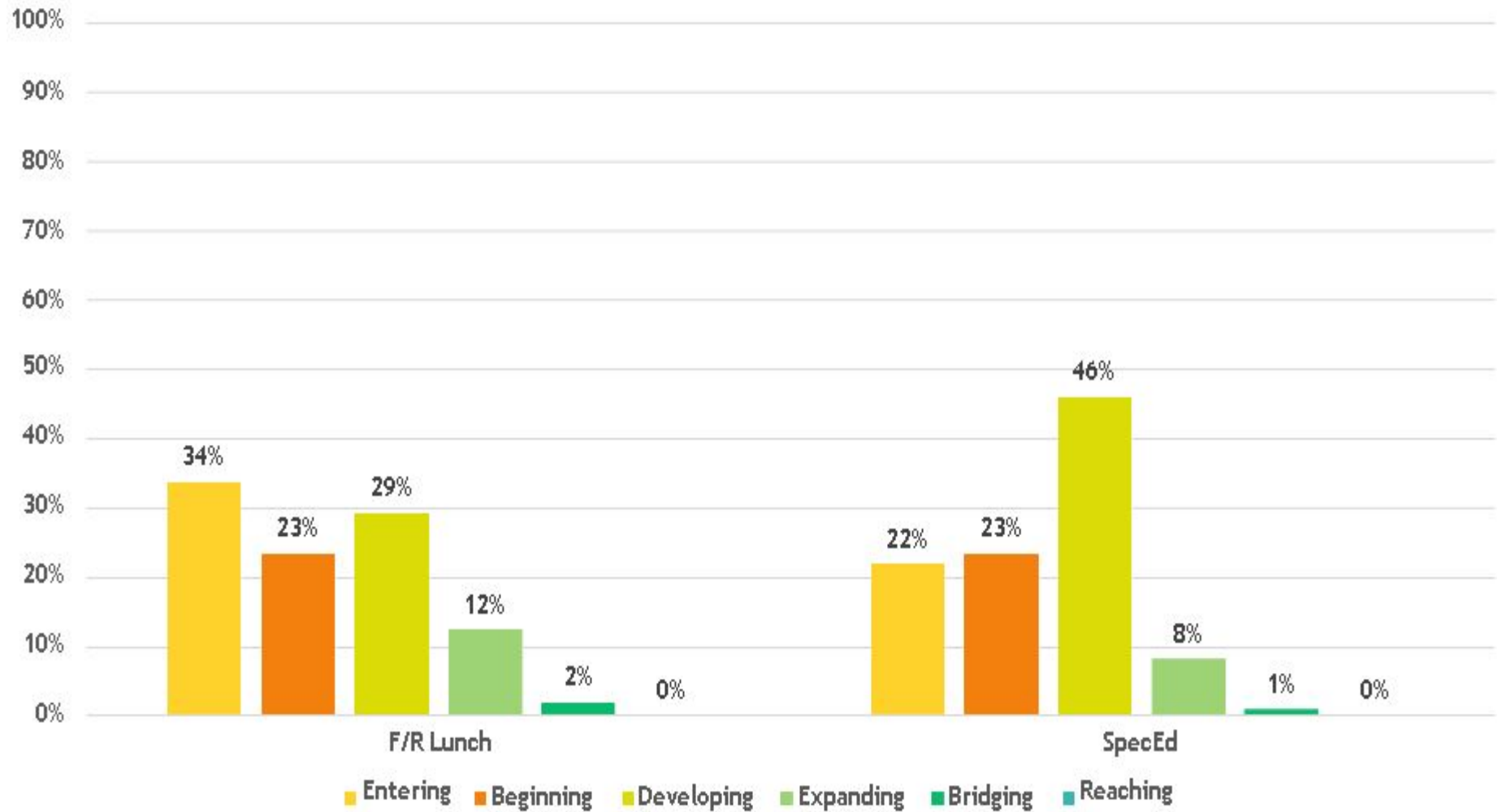
Distribution by Achievement Level (All Grades)



# HACKENSACK

## 2022-23 ACCESS for ELLs by Subgroup Program

Distribution by Achievement Level (All Grades)



# Research-Based Intervention Response to Data

# Instructional - at the Teacher Level

- ❑ Progress Monitoring - Measuring Writing and Speaking Proficiency throughout the year
- ❑ Use Curriculum Based Assessments as Benchmarks and monthly progress monitoring using WIDA Writing and Speaking rubrics
- ❑ Tier 1 Practices:
  - Comprehensible input and output
  - Goal setting with micro-progressions
  - Shared & Interactive Writing
  - Critical feedback through individual and small group writing conferences
  - Focus on oracy-based proficiencies at Kindergarten level
- ❑ Tier 2 Interventions:
  - Guided writing
  - Systematic instruction in word study (patterns, chunks, semantic groups)



# Organizational - at the School and District Level

- ❑ Professional development in
  - ❑ WIDA Speaking and Writing Rubrics
  - ❑ Tier 1 Practices
  - ❑ Tier 2 Interventions
- ❑ Provide Benchmarks and collect monthly progress monitoring data
- ❑ Analyze and discuss data with teachers to
  - ❑ Assess Tier 1 practices
  - ❑ Modify Tier 2 interventions
  - ❑ Make decisions about individual students and their need for more intensive interventions
- ❑ Plan for more intensive interventions, which can take place during after-school tutorial sessions or as part of I&RS action plan